


Comprehensive Annual Financial Report



The Sylvania, Ohio City School District

Fiscal Year Ended June 30, 2012



About the cover:

Transformation in the Classroom

The opening of Central Trail Elementary in January 2013 marks the end of the renovation/rebuilding projects outlined in the 2008 bond issue referendum. And with that, the energy and focus moves back into the classroom. Resources are now focused on the transformation of the curriculum to the new Common Core Standards and the technology needs that support these changes.

Nearly 1/3 of the teaching staff, 180 teachers and administrators, are involved in at least one area of the process. Standards leadership teams have formed that encompass every grade level and core subject area. These teams have taken on the challenge to research and understand the new curriculum, assess resources and materials, and correlate training needs as we transform the teaching and learning as part of the new Common Cores Standards rollout basically in two phases.

Phase One taking place in 2012-2013 involves people and planning. Phase Two is the materials and implementation stage that will take the staff through 2013-2014 with the goal of a fully engaged common core standards incorporated into all classrooms in 2014-2015. Part of the strategic planning of each phase involves a phase in of core areas with an emphasis on English/ Language Arts (ELA) and math. Financial constraints will dictate the phase-in process as each subject area evaluates materials to support the changes in instruction to more inquiry-based rigorous lessons. Learning will become evidence-based supported by technology through digital textbooks and testing materials.

Along with the curriculum changes, the instructional leaders of each school are working with district administrators on the Ohio Instructional Process (OIP) to develop strategic goals around these changes and the emerging evaluation systems that will affect both teaching staff and administration in the coming years.

Staying true to our mission to educate students to make a difference, the District has taken a very proactive and aggressive approach to the educational changes and challenges. We will make a difference!

Pictured on the cover:

1. The front entrance of Central Trail Elementary
2. The electronic sign is on and ready to welcome staff and students to the new school on January 7, 2013
3. Elementary reading teachers and principals spent time researching best practices and lessons to share with colleagues at their next professional development time
4. Junior high social studies teachers discuss options to bring real-world lessons into the classroom to bring history alive for their students
5. Technology is embedded in the new common core standards so all staff receives ongoing training and support in advance of implementation

1	3
2	4
	5

**COMPREHENSIVE
ANNUAL FINANCIAL REPORT**

OF THE

**SYLVANIA CITY
SCHOOL DISTRICT**

FOR THE

FISCAL YEAR ENDED JUNE 30, 2012

**PREPARED BY
TREASURER'S DEPARTMENT
LAURA SAUBER, TREASURER/CFO**

**4747 N. HOLLAND SYLVANIA RD.
SYLVANIA, OHIO 43560**

THIS PAGE IS INTENTIONALLY LEFT BLANK

**SYLVANIA CITY SCHOOL DISTRICT
LUCAS COUNTY, OHIO**

**COMPREHENSIVE ANNUAL FINANCIAL REPORT
FOR THE FISCAL YEAR ENDED JUNE 30, 2012**

TABLE OF CONTENTS

TITLE PAGE

TABLE OF CONTENTS i - iii

I. INTRODUCTORY SECTION

Letter of Transmittal I 1-6
 List of Principal Officials I 7
 Management Team I 8
 Organizational Chart I 9
 Certificate of Achievement for Excellence in Financial Reporting I 10

II. FINANCIAL SECTION

INDEPENDENT ACCOUNTANT’S REPORT F 1 - 2
 MANAGEMENT’S DISCUSSION AND ANALYSIS F 3 - 14

BASIC FINANCIAL STATEMENTS:

Government-Wide Financial Statements:

Statement of Net Assets F 15
 Statement of Activities F 16

Fund Financial Statements:

Balance Sheet - Governmental Funds F 17
 Reconciliation of Total Governmental Fund Balances to Net Assets
 of Governmental Activities F 18
 Statement of Revenues, Expenditures and Changes in Fund
 Balances - Governmental Funds F 19
 Reconciliation of the Statement of Revenues, Expenditures and Changes
 in Fund Balances of Governmental Funds to the Statement of Activities F 20
 Statement of Fiduciary Net Assets - Fiduciary Funds F 21
 Statement of Changes in Fiduciary Net Assets - Fiduciary Fund F 22

Notes to the Basic Financial Statements F 23 - 55

REQUIRED SUPPLEMENTARY INFORMATION:

Schedule of Revenues, Expenditures and Changes in Fund
 Balance - Budget and Actual (Non-GAAP Budgetary Basis) - General Fund F 59 - 60

COMBINING STATEMENTS AND INDIVIDUAL FUND SCHEDULES:

Combining Statements - Major Funds:

Fund Descriptions - Major Governmental Funds	F 63
Schedule of Revenues, Expenditures and Changes in Fund Balance - Budget and Actual (Non-GAAP Budgetary Basis) – Major Funds:	
General Fund	F 64 - 66
Debt Service Fund	F 67
Building Fund	F 68

Combining Statements - Nonmajor Funds:

Fund Descriptions – Nonmajor Funds.....	F 69 - 71
Combining Balance Sheet - Nonmajor Governmental Funds	F 72
Combining Statement of Revenues, Expenditures and Changes in Fund Balances - Nonmajor Governmental Funds.....	
	F 73
Combining Balance Sheet – Nonmajor Special Revenue Funds	
	F 74 - 76
Combining Statement of Revenues, Expenditures and Changes in Fund Balances – Nonmajor Special Revenue Funds	
	F 78 - 81

Individual Fund Schedules of Revenues, Expenditures and Changes in Fund Balance -
Budget and Actual (Non-GAAP Budgetary Basis) – Nonmajor Special Revenue Funds:

Food Service	F 82
Other Grants	F 83
District Managed Student Activity	F 84
Auxiliary Services	F 85
Data Communications For Schools	F 86
Vocational Educational Enhancements	F 87
Poverty Aid	F 88
Miscellaneous State Grants	F 89
Adult Basic Education.....	F 90
Education Jobs.....	F 91
Race to the Top.....	F 92
IDEA Part B	F 93
Vocational Education	F 94
Stimulus Title II-D	F 95
Limited English Proficiency	F 96
Title I.....	F 97
Pre-school For the Handicapped Grant.....	F 98
Improving Teacher Quality	F 99

Nonmajor Governmental Funds included in the General Fund on GAAP basis:

Uniform School Supplies	F 100
Special Services Rotary Fund.....	F 101
Natatorium.....	F 102
Rotary Fund.....	F 103
Public School Support	F 104

Individual Fund Schedules of Revenues, Expenditures and Changes in Fund Balance -
Budget and Actual (Non-GAAP Budgetary Basis) – Nonmajor Capital Projects Fund:

Permanent Improvement	F 105
-----------------------------	-------

COMBINING STATEMENTS AND INDIVIDUAL FUND SCHEDULES (Continued):

Combining Statements - Fiduciary Funds:

Fund Descriptions - Fiduciary Funds	F 106
Individual Fund Schedules of Revenues, Expenditures and Changes in Fund Balance - Budget and Actual (Non-GAAP Budgetary Basis) - Private-Purpose Trust Fund:	
Scholarship	F 107
Statement of Changes in Assets and Liabilities - Agency Fund	F 108

III. STATISTICAL SECTION

Table of Contents	S 1
Net Assets by Component - Last Nine Fiscal Years	S 2 - 3
Changes in Net Assets - Last Nine Fiscal Years	S 4 - 7
Fund Balances, Governmental Funds - Last Ten Fiscal Years	S 8 - 9
Changes in Fund Balances, Governmental Funds - Last Ten Fiscal Years	S 10 - 11
Assessed Valuation and Estimated Actual Value of Taxable Property - Last Ten Years	S 12 - 13
Direct and Overlapping Property Tax Rates – Last Ten Years	S 14
Principal Taxpayers, Real Property – December 31, 2011 and December 31, 2002	S 15
Principal Taxpayers, Tangible and Public Utility Personal Property - December 31, 2011 and December 31, 2002	S 16
Property Tax Levies and Collections - Last Ten Fiscal Years	S 18 - 19
Ratio of Outstanding Debt by Type - Last Ten Fiscal Years	S 20
Ratios of General Bonded Debt Outstanding – Last Ten Fiscal Years	S 21
Direct and Overlapping Governmental Activities Debt As of June 30, 2012	S 22
Legal Debt Margin Information – Last Ten Fiscal Years	S 23
Demographic and Economic Statistics – Last Ten Fiscal Years	S 24
Staffing Statistics, Full Time Equivalents (FTE) by Type - Last Nine Fiscal Years	S 25
Operating Indicators by Function - Last Ten Fiscal Years	S 26
Capital Asset Statistics - Last Nine Fiscal Years	S 28 - 29
School Building Information - Last Ten Fiscal Years	S 30 - 31
Operating Statistics - Last Ten Fiscal Years	S 32 - 33
Teacher Statistics – June 30, 2012	S 34

THIS PAGE IS INTENTIONALLY LEFT BLANK

Sylvania City Schools



INTRODUCTORY SECTION

The final touches are being put into place in anticipation of the mid-year opening of Central Trail Elementary on January 7, 2013. Over 600 students and staff will call the new school their home. Farewells are planned at the old school before students leave for winter break and celebratory open houses are in the works for families and community members.

Central Trail Elementary is the last of the 2008 bond issue projects.

Office of the Treasurer

Laura K Sauber, Treasurer/CFO



November 29, 2012

Board of Education Members and Citizens of the Sylvania City School District:

As the Superintendent and Treasurer/CFO of the Sylvania City School District (the "District"), we are pleased to submit to you the nineteenth Comprehensive Annual Financial Report (CAFR) issued by the District. This report provides full disclosure of the financial operation of the District for the fiscal year ended June 30, 2012. This CAFR, which includes an opinion from Julian & Grube, Inc., Westerville, Ohio, who performed the District's audit, conforms to accounting principles generally accepted in the United States of America (GAAP) as applicable to governmental entities. The responsibility for the accuracy of the data presented and the completeness and fairness of the presentation, including all disclosures, rests with the District. This report will provide the taxpayers of the District with comprehensive financial data in a format which will enable them to gain an understanding of the District's financial affairs. This report is available to the Chamber of Commerce, major taxpayers, the public library, financial rating services, and other interested parties.

The District is located in Northwestern Ohio on the Michigan-Ohio border and is comprised of the City of Sylvania, Sylvania Township, a portion of the City of Toledo and a portion of the Village of Ottawa Hills, which are all part of Lucas County. As a suburb of Toledo, Sylvania is basically a residential community with a broad service-based economy. Socioeconomic indicators continue to describe Sylvania as an affluent community with housing values and income levels well above state and county norms.

The District provides a full range of educational programs and services. These include elementary and secondary curriculum offerings at the general, college preparatory and vocational levels, and a broad range of co-curricular and extracurricular activities, adult and community education offerings, and special education services. In addition, the District provides state-financed assistance to non-public schools located within its boundaries. This assistance is accounted for in a non-major governmental fund. The District currently serves 7,402 students in grades K-12.

Statutorily, the District operates under standards prescribed by the Ohio State Board of Education as provided in division (D) of Section 3301.07 and Section 119.01 of the Ohio Revised Code for the purpose of providing educational services authorized by charter and further mandated by State and/or Federal agencies. A five member Board of Education (the "Board") serves as the taxing authority, contracting body and policy maker for the District. The Board adopts the annual operating budget and approves all expenditures of District monies.

The Superintendent is the chief administrative officer of the District, responsible for both education and support operations. The Treasurer/CFO is the chief financial officer of the District, responsible for maintaining records of all financial matters, issuing warrants in payment of liabilities incurred by the District, acting as custodian of all District funds, and investing idle funds as specified by Ohio law.

Other Board appointed officials include directors of various educational and support services and building principals.

THE REPORTING ENTITY

The District has reviewed its reporting entity definition in order to ensure conformance with the Governmental Accounting Standards Board (GASB) Statement No. 14, "The Financial Reporting Entity" as amended by GASB Statement No. 39 "Determining Whether Certain Organizations are Component Units". In evaluating how to define the District for financial reporting purposes, management has considered all agencies, departments, and organizations making up the District (the primary government) and its potential component units. The District has no component units nor is it a component unit of any other governmental entity.

The Cities of Sylvania and Toledo, Sylvania Township, and the Village of Ottawa Hills have all been excluded from the accompanying financial statements. The Northwest Ohio Computer Association (NWOCA) and the Sylvania Area Joint Recreation District (SAJRD) are reported as jointly governed organizations.

QUALITY IN EDUCATION

The District strives to maintain quality schools that not only reflect the philosophy of a community, but help to maintain property values as well. While the emphasis is on the educational program itself, the District continues to maintain expectations for excellence in our students, staff, and programs. We feel it is appropriate to briefly review some of the District's quality benchmarks that define the foundation upon which the success of our programs are built.

Curriculum Development. The District provides a comprehensive K-12 curriculum that includes programs that address intervention, assessment, gifted and special-needs as well as a full complement of college prep and career-technical coursework. The District is currently developing plans to transition to the Common Core Standards. Though the common core standards in English, language arts and mathematics are not slated to go into effect until 2014-2015, staff is undergoing intense training in the new standards instructional styles. The District has initiated an innovative standards roll out plan for the upcoming year to make sure that the staff, students and community are ready for the changes. Leadership teams have targeted areas to help train academic leaders in their buildings. Teachers are designing more rigorous lessons for their students and creating hands-on learning experiences to best prepare for the expectations ahead.

Textbooks. As the new standards take shape over the next year, resources will be chosen to best support the new curriculum. The District is preparing to move into a more digital learning environment as a result of the new standards and testing allocations.

Technology. Technology has become a focus of the district as new curriculum standards develop encompassing a more digital classroom and learning styles. Wireless technologies are installed in both high schools and will be in all of the 12 schools by the start of school next year. Wireless technology will enable the use of tablet and smart phone technologies in the classroom. Policies have been revised to allow use of personal devices as classroom resources.

Testing. Our SAT scores continue to remain an average of 40-50 points higher than the national average and 10-20 points higher than the State average. Over 90% of the students participating in advance placement testing qualify for college credit. ACT scores for the District also remain points above the State and national average. The District continues to grow the numbers of students qualifying as National Merit Scholars and now boasts nine perfect scores on the PSAT tests in the past eight years. Over 87% of the graduates pursue post-secondary education earning millions in scholarships each year.

Class Size. There is an average of 23-25 students per class in grades K through 5. The class size for grades 6 – 12 is dependent upon the class offered and ranges from 25 – 30 students. This range compares very favorably among our comparable districts across the State as well as other districts in the area.

Co-curricular and Extra-curricular. Over 2,400 students are involved in inter-scholastic athletics, programs, clubs, honoraries, and contests representing over 120 different academic and athletic teams and organizations; many of which, receive regional and state rankings on contests annually.

Staff Development. Professional development is a focus by the District to help the transition to the new common core standards. Leadership teams have been working on the framework for the changes and the needs for the changing curriculum and supporting the training for the building level leadership teams to help solidify the training for each department and grade level in each school.

Comprehensive Support for Special Needs. The District is prepared to meet the needs of all students, but extra attention has been given to ensure that the District provides an outstanding and comprehensive special-needs and gifted program, along with interventions for identified students in specific areas

ECONOMIC CONDITIONS AND OUTLOOK

The District's population has been fairly static in the past few years. The latest Census shows the combined City of Sylvania and Sylvania Township population as approximately 63,500 people in about 25,000 households.

This growth has been carefully managed and controlled without annexations of property, which will result in the need to extend the District's services to new areas in the future. All indicators show that there is some continued residential development planned and will continue to the west of the City of Sylvania.

Growth in commercial development continues to be slow in the past year, but plans remain to continue development to the west of the City of Sylvania.

Through diligence and prudence, the economic condition of the District remains somewhat stable. This is due mainly to the fact that the District lies in an affluent community with a small commercial tax base, which traditionally eliminates fluctuations in revenue sources due to changes in the business climate. However, with major property valuation reductions established by the Lucas County Auditor, the District continues to face problematic economic situations, due in large part to the reliance on property tax revenues and current economic times.

The State of Ohio continues to make changes to the traditional funding processes. This is due in part to the Ohio Supreme Court declaring the school funding system unconstitutional on four occasions, the "No Child Left Behind Act of 2001" and funding formula revisions shown in House Bill 1 and most recently in House Bill 153. Changes to the funding model continue to evolve under the current Governor's administration. The district also faces reductions in state funding, including the elimination of State Fiscal Stabilization Funds and Public Utility Deregulation Replacement payments, and the phase-out of the Tangible Personal Property reimbursement.

These factors contribute to the increasing burden on the public school districts to compete for tax payer dollars and student enrollment.

SIGNIFICANT ACCOMPLISHMENTS/EVENTS FOR THE YEAR: 2012

Excellence and Accountability continue to be the underlying theme for the entire District. During the fiscal year 2012, the District continued to build on the strategic plan that drives academic goals for the District. The Strategic Plan is based on three main considerations:

- **Strategic Initiative #1: High-quality instruction and student achievement**
- **Strategic Initiative #2: Effective district operations/services**
- **Strategic Initiative #3: Vibrant school-community relationships**

The focus of the District aligns with these goals through formative assessment, the transition to new academic standards, revised emergency procedures and the adoption of enhance communications through social networking strategies. These will be the focus both academically and operationally for the next several years.

Academically, the District has focused on the changing curriculum to align with the new Common Core Standards. All of the schools have initiated professional development and training in alignment with District goals and transition plans. As the new plans develop, the District maintains strong intervention plans to address gaps and needs at all levels. The high schools continue their research to implement more rigorous standards in the high school program through the study and implementation of the High Schools That Work program, a nationally renowned program and the adoption of goals submitted by the Core Curriculum Committee. Work from these initiatives will raise the graduation standards for all Sylvania School students in the years to come and keep the District on the leading edge of initiating higher standards for all graduates.

Last year, the District received support from the community with the passage of a 4.9 mills operating levy. The millage generates about \$7 million per year to help the District maintain the current operations and programming of the District. The last operating levy, which was passed in 2004 for 4.9 mills, generated \$7 million, again proving the economic challenges districts are facing when trying to balance tax payer dollars against increased operational costs.

The District also continues to comply with new standards and mandates from the State and Federal levels, including the No Child Left Behind Act.

The passage of a 2.9 mill bond in November, 2008, the District has begun to reap savings through the replacement of three elementary buildings and upgrades and renovations to existing structures and upgrades to HVAC systems to enhance operational efficiencies. These projects not only have benefitted the community during this economic downturn with additional jobs but also provides long term benefits in marketing the community to new families and businesses.

The District continues to seek funding through the Athletic Facilities Foundation to enhance the outdoor athletic facilities. This effort is undertaken through the District, but is run by community members to secure funding outside the general funds and taxpayer dollars. Next, year the Academic Excellence Foundation will also begin fundraising to help support the technological upgrades that will be driven by the changing curriculum standards and classroom learning.

MAJOR INITIATIVES FOR THE FUTURE

The District will continue to implement new courses of study in an ongoing effort to meet – and exceed - the national and State standards and the Common Core initiative to affect student outcomes in the retention of the excellence rating on the Ohio Report Card. Part of this effort is the continuation of a more rigorous high school program to better prepare students for the 21st Century workforce.

Full implementation of the overall Strategic Plan will help keep the District focused on student learning through high-quality instruction, efficiency and effectiveness of district operations and vibrant school-community partnerships.

Ongoing support through permanent improvement tax dollars will help ensure the viability of the physical plants within the refinement of the District's 3-5 Year Strategic Facilities Plan and the additional monies provided through the bond issue. With the addition of the Athletic and Academic Foundations, the planning efforts will extend beyond the dollars currently available in the general fund.

With the full implementation of these plans and directives, the District will remain poised to retain the full academic excellence and fiscal accountability standards that the community has come to expect of Sylvania City School District.

RELEVANT FINANCIAL POLICIES

The passage of a 2.9 mill bond in November, 2008 enabled the District to realize current and future savings through replacement of three elementary buildings and upgrades and renovations to existing structures and upgrades to HVAC systems to enhance operational efficiencies. These projects will not only benefit the community during this economic downturn with additional jobs but provide long term benefits in marketing the community to new families and businesses.

LONG-TERM FINANCIAL PLANNING

As part of the District's long-term planning, the Treasurer/CFO prepares a five-year financial forecast. This document provides a snapshot of historical and projected revenues and expense over the next five years and is accompanied by financial assumption notes. The Board of Education reviews this document on a quarterly basis for changes that might impact their financial decisions.

FINANCIAL INFORMATION

Internal Accounting and Budgetary Control. The District's accounting system is organized on a "fund" basis. Each fund is a distinct self-balancing accounting entity. Governmental fund operations are presented on the modified accrual basis, whereby revenues are recognized when measurable and available, and expenditures are recognized when goods and services are received. Proprietary funds and the private-purpose trust fund operations are presented on the accrual basis, whereby revenues are recognized when earned, and expenses when incurred.

In developing the District's accounting system, much consideration was given to the adequacy of internal accounting controls. Internal accounting controls are designed to provide reasonable, but not absolute assurance regarding the safeguarding of assets against loss from unauthorized use or disposition and the reliability of financial records for preparing financial statements and maintaining accountability for assets. The concept of reasonable assurance is based on the assumption that the cost of internal accounting controls should not exceed the benefits expected to be derived from the implementation.

The District utilizes a fully automated accounting system, as well as an automated system of control for capital assets and payroll. These systems, coupled with the manual auditing of each voucher prior to payment, ensure that the financial information generated is both accurate and reliable.

At the beginning of each fiscal year, the Board of Education adopts either a temporary appropriation measure or a permanent appropriation measure for that fiscal year. If a temporary appropriation is first adopted, the permanent appropriation measure must be adopted upon receipt from the County Auditor of an amended certificate of estimated resources based on final assessed values and tax rates, which is usually within the first three months of the fiscal year. Annual appropriations may not exceed the County Budget Commission's official estimate of resources. The County Auditor must certify that the Board of Education's appropriation measures, including any supplements or amendments, do not exceed the amount set forth in the latest of those official estimates.

All disbursements and transfers of cash between funds require appropriation authority from the Board. Budgets are controlled at the first digit object level within the general, debt service and permanent improvement funds and at the fund level for all other funds. All purchase order requests must be approved by the Director of Business Affairs and certified by the Treasurer/CFO; necessary funds are then encumbered and purchase orders released to vendors. Those requests which exceed the available appropriation are rejected until additional appropriations are secured.

The accounting system used by the District provides interim financial reports, which detail year-to-date expenditures and encumbrances versus the original appropriation, plus any additional appropriations made to date. In addition to interim financial statements, each administrator and school principal is furnished monthly reports showing the status of the budget accounts for which they are responsible. As an additional safeguard, a blanket bond covers all employees, and a separate, higher limit bond covers certain individuals in policy-making roles.

The basis of accounting, the basis of presentation of the District's various funds, and information on budgetary accounting can be found in Note 2 to the financial statements.

FINANCIAL REPORTING

The basic financial statements for reporting on the District's financial activities are as follows:

Government-wide financial statements: These statements are prepared on an accrual basis of accounting, which is similar to the basis of accounting followed by business enterprises. The government-wide statements distinguish between those activities of the District that are governmental and those that are considered business-type activities. The District did not have any business-type activities.

Fund financial statements: These statements present information for individual major funds rather than by fund type. Non-major funds are presented in total in one column. Governmental funds use the modified accrual basis of accounting and include a reconciliation to the governmental activities accrual information presented in the government-wide financial statements. Proprietary and fiduciary funds use the accrual basis of accounting.

Schedule of budgetary comparisons: This schedule presents comparisons of actual information to the legally adopted budget. The budgetary basis as provided by law is based upon accounting for certain transactions on a basis of cash receipts, disbursements and encumbrances. The budgetary comparison for the general fund has been presented as required supplementary information and is not considered part of the basic financial statements.

Management is responsible for preparing a Discussion and Analysis (MD&A) of the District. This discussion appears after the Report of Independent Auditors in the financial section of this report. The MD&A provides an assessment of the District's finances for 2012. The MD&A is intended to be read in conjunction with this letter of transmittal.

INDEPENDENT AUDIT

Provisions of State statute require the District's financial statements to be subjected to an annual audit by an independent auditor. Those provisions have been satisfied and the opinion of the District's independent auditor is included herein.

Pursuant to statute, the State prescribes a uniform accounting system to standardize accounting classification and financial reporting for all units of local education agencies in Ohio. The District adopted and has been in conformance with that system effective with its annual financial report for the 1979 fiscal year.

AWARDS

Certificate of Achievement. The Government Finance Officers Association of the United States and Canada (GFOA) awarded a Certificate of Achievement for Excellence in Financial Reporting to Sylvania City School District for its Comprehensive Annual Financial Report for the fiscal year ended June 30, 2011.

In order to be awarded a Certificate of Achievement, a government unit must publish an easily readable and efficiently organized Comprehensive Annual Financial Report, whose content conforms to program standards. Such a report must satisfy both accounting principles generally accepted in the United States of America as applied to governmental units and applicable legal requirements.

A Certificate of Achievement is valid for a period of one year only. We believe our current report continues to conform to the Certificate of Achievement Program requirements, and we are submitting it to GFOA for review.

ACKNOWLEDGMENTS

The publication of this report significantly increases the accountability of the District to the taxpayers. This accomplishment would not have been possible without the support and efforts of the staff of the Treasurer's office and various administrators and employees of the District. Assistance of the County Auditor's office staff and other outside agencies made possible the fair presentation of statistical data.

Special appreciation is expressed to Julian & Grube, Inc. who provided technical assistance on this report. Finally, sincere appreciation is extended to the Board of Education for its interest in and support of this project.

Respectfully,



Laura K. Sauber
Treasurer/CFO



Bradley Rieger, Ph.D.
Superintendent

**SYLVANIA CITY SCHOOL DISTRICT
LUCAS COUNTY, OHIO
List of Principal Officials**

MEMBERS OF THE BOARD OF EDUCATION

The Board of Education is a body politic and corporate with the responsibility of managing and controlling affairs of the District and is, together with the District, governed by laws of the State of Ohio. The Board is comprised of five members who are elected for overlapping four-year terms. The current members of the Board of Education of the Sylvania City School District are:

	<u>Began Service as a Board Member</u>	<u>Present Term Expires</u>
David Spiess, President	January, 2002	December 31, 2013
Julie Hoffman, Vice President	January, 2010	December 31, 2013
John Crandall, Member	January, 2010	December 31, 2013
Vicki Donovan-Lyle, Member	January, 2004	December 31, 2015
James Nusbaum, Member	January, 2004	December 31, 2015

SUPERINTENDENT OF SCHOOLS

The superintendent is the executive officer of the District and is responsible for administering policies adopted by the Board of Education. The superintendent is expected to provide leadership in all phases of policy formulation and is the chief advisor to the Board on all aspects of the educational program and total operation of the District. The Board appointed Bradley Rieger, Superintendent of the Sylvania City School District effective July 7, 2003.

TREASURER/CFO

The treasurer serves as the fiscal officer of the District and, with the Board president, executes all conveyances made by the Board of Education. The Board appointed Laura Sauber, Treasurer/CFO of the Sylvania City School District effective January 19, 2010.

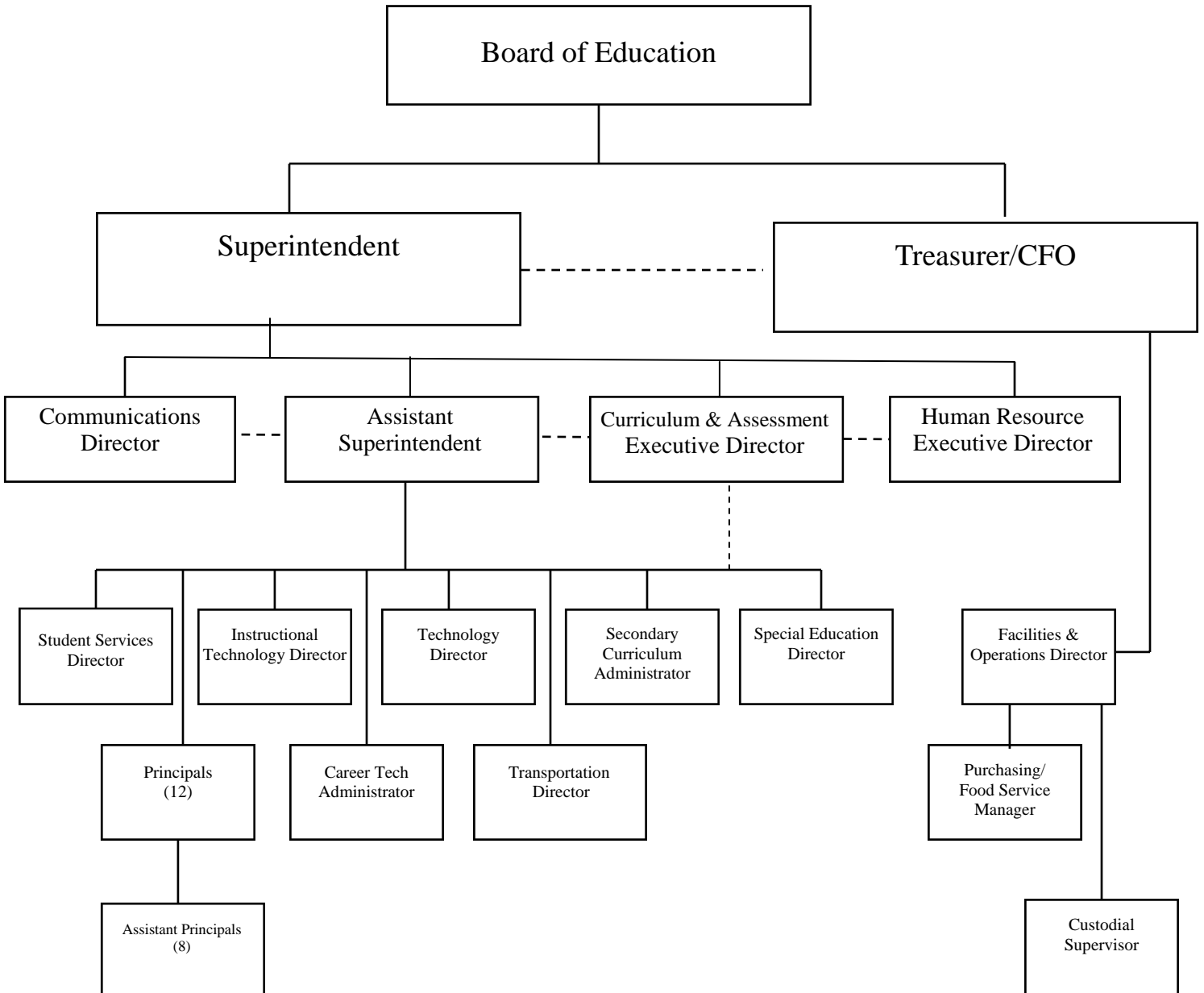
**SYLVANIA CITY SCHOOL DISTRICT
LUCAS COUNTY, OHIO**

MANAGEMENT TEAM

Bradley Rieger	Superintendent of Schools
Laura Sauber	Treasurer/CFO
Scott Nelson	Assistant Superintendent of Schools
Jeff Robins	Executive Director of Human Resources
Alan Bacho	Facilities and Operations
Elaine Chapman	Special Education
Gwen Clark	Human Resources
Nancy Crandell	Communications
Jennifer Kogut	Curriculum and Assessment
Sheryl O'Shea	Technology
Kathleen Pollock	G.A.T.E.
Bob Verhelst	Student Services
Stewart Jesse	Northview High School Principal
Julie Sanford	Northview Assistant Principal
Amanda Ogren	Northview Assistant Principal
Chris Irwin	Northview Athletic Director
Dave McMurray	Southview High School Principal
Dave Minard	Southview Assistant Principal
Kevin Rupp	Southview Assistant Principal
Lori Taylor	Career Tech Administrator
Glen Gillespie	Southview Athletic Director
Rose Gaiffe	Arbor Hills Junior High School Principal
Josh Tyburski	Arbor Hills Assistant Principal
Keith Limes	McCord Junior High School Principal
Noreen Mullens	McCord Assistant Principal
Jane Spurgeon	Timberstone Principal
Steve Swaggerty	Timberstone Assistant Principal
Toni Gerber	Central Elementary Principal
Deb Serdar	Highland Elementary Principal
Adam Fineske	HillView Elementary Principal
Ed Eding	Maplewood Elementary Principal
Robert Biglin	Stranahan Elementary Principal
John Duwve	Sylvan Elementary Principal
Mike Bader	Whiteford Elementary Principal

SYLVANIA CITY SCHOOL DISTRICT
LUCAS COUNTY, OHIO

ORGANIZATIONAL CHART



Revised Organizational Chart
Revised 9, 2007

Certificate of Achievement for Excellence in Financial Reporting

Presented to

Sylvania City School District
Ohio

For its Comprehensive Annual
Financial Report
for the Fiscal Year Ended
June 30, 2011

A Certificate of Achievement for Excellence in Financial Reporting is presented by the Government Finance Officers Association of the United States and Canada to government units and public employee retirement systems whose comprehensive annual financial reports (CAFRs) achieve the highest standards in government accounting and financial reporting.



Linda C. Davison

President

Jeffrey R. Emer

Executive Director

Sylvania City Schools



FINANCIAL SECTION

Transformation in the classroom begins with professional development for staff to not only learn and understand the changing curriculum standards but how to fully integrate the new lessons into their classroom teaching and learning, but also to fully utilize all of the new and emerging technological resources available..



Julian & Grube, Inc.

Serving Ohio Local Governments

333 County Line Rd. West, Westerville, OH 43082 Phone: 614.846.1899 Fax: 614.846.2799

Independent Accountants' Report

Sylvania City School District
4747 North Holland-Sylvania Road
Sylvania, Ohio 43560

To the Board of Education:

We have audited the accompanying financial statements of the governmental activities, each major fund, and the aggregate remaining fund information of the Sylvania City School District, Lucas County, Ohio, as of and for the fiscal year ended June 30, 2012, which collectively comprise the Sylvania City School District's basic financial statements as listed in the table of contents. These financial statements are the responsibility of the Sylvania City School District's management. Our responsibility is to express opinions on these financial statements based on our audit.

We conducted our audit in accordance with auditing standards generally accepted in the United States of America and the standards applicable to financial audits contained in the Comptroller General of the United States' *Government Auditing Standards*. Those standards require that we plan and perform the audit to reasonably assure whether the financial statements are free of material misstatement. An audit includes examining, on a test basis, evidence supporting the amounts and disclosures in the financial statements. An audit also includes assessing the accounting principles used and the significant estimates made by management, as well as evaluating the overall financial statement presentation. We believe our audit provides a reasonable basis for our opinions.

In our opinion, the financial statements referred to above present fairly, in all material respects, the respective financial position of the governmental activities, each major fund, and the aggregate remaining fund information of the Sylvania City School District, Lucas County, Ohio, as of June 30, 2012, and the respective changes in financial position, thereof and for the fiscal year then ended in conformity with accounting principles generally accepted in the United States of America.

In accordance with *Government Auditing Standards*, we have also issued our report dated November 29, 2012 on our consideration of the Sylvania City School District's internal control over financial reporting and our tests of its compliance with certain provisions of laws, regulations, contracts, and grant agreements and other matters. While we did not opine on the internal control over financial reporting or on compliance, that report describes the scope of our testing of internal control over financial reporting and compliance and the results of that testing. That report is an integral part of an audit performed in accordance with *Government Auditing Standards*. You should read it in conjunction with this report in assessing the results of our audit.

Independent Accountants' Report
Sylvania City School District

Accounting principles generally accepted in the United States of America require this presentation to include *Management's Discussion and Analysis* on pages F3-F14 and the *Required Budgetary Comparison Schedule* and notes on pages F59-F60 as listed in the table of contents, to supplement the basic financial statements. Although this information is not part of the basic financial statements, the Governmental Accounting Standards Board considers it essential for placing the basic financial statements in an appropriate operational, economic, or historical context. We have applied certain limited procedures to the required supplementary information in accordance with auditing standards generally accepted in the United States of America, which consisted of inquiries of management about the methods of preparing the information and comparing the information for consistency with management's responses to our inquiries, the basic financial statements, and other knowledge we obtained during our audit of the basic financial statements. We do not express an opinion or provide any assurance on the information because the limited procedures do not provide us with sufficient evidence to express an opinion or provide any other assurance.

We conducted our audit to opine on the financial statements that collectively comprise the Sylvania City School District's basic financial statements taken as a whole. The introductory section, the financial section's combining statements, individual fund statements and schedules, and the statistical section information provides additional analysis and are not a required part of the basic financial statements. The financial section's combining statements, individual fund statements and schedules are management's responsibility, and were derived from and relate directly to the underlying accounting and other records used to prepare the basic financial statements. These statements and schedules were subject to the auditing procedures we applied to the basic financial statements. We also applied certain additional procedures, including comparing and reconciling this information directly to the underlying accounting and other records used to prepare the basic financial statements or to the basic financial statements themselves, in accordance with auditing standards generally accepted in the United States of America. In our opinion, this information is fairly stated in all material respects in relation to the basic financial statements taken as a whole. We did not subject the introductory section and statistical section information to the auditing procedures applied in the audit of the basic financial statements and, accordingly, we express no opinion or any other assurance on them.



Julian & Grube, Inc.
November 29, 2012

**SYLVANIA CITY SCHOOL DISTRICT
LUCAS COUNTY, OHIO**

MANAGEMENT'S DISCUSSION AND ANALYSIS
FOR THE FISCAL YEAR ENDED JUNE 30, 2012
(UNAUDITED)

The discussion and analysis of the Sylvania City School District's ("the District") financial performance provides an overall review of the District's financial activities for the fiscal year ended June 30, 2012. The intent of this discussion and analysis is to look at the District's financial performance as a whole; readers should also review the transmittal letter, the basic financial statements and the notes to the basic financial statements to enhance their understanding of the District's financial performance.

Financial Highlights

Key financial highlights for 2012 are as follows:

- In total, net assets of governmental activities increased \$2,068,934 which represents a 31.84% increase from 2011.
- General revenues accounted for \$83,793,775 in revenue or 90.69% of all revenues. Program specific revenues in the form of charges for services and sales, grants and contributions accounted for \$8,597,608 or 9.31% of total revenues of \$92,391,383.
- The District had \$90,322,449 in expenses related to governmental activities; only \$8,597,608 of these expenses was offset by program specific charges for services, grants or contributions. General revenues supporting governmental activities (primarily taxes and unrestricted grants and entitlements) of \$83,793,775 were adequate to provide for these programs.
- The general fund, debt service fund and building fund are the only major funds of the District. The general fund had \$78,170,971 in revenues and other financing sources and \$75,758,619 in expenditures and other financing uses. During fiscal 2012, the general fund's fund balance increased \$2,412,352 from a deficit of \$3,394,984 to a deficit of \$982,632.
- The debt service fund had \$18,275,037 in revenues and other financing sources and \$17,251,100 in expenditures and other financing uses. During fiscal 2012, the debt service fund's fund balance increased \$1,023,937 from \$1,587,159 to \$2,611,096.
- The building fund had \$42,868 in revenues and \$11,354,563 in expenditures. During fiscal 2012, the building fund's fund balance decreased \$11,311,695 from \$16,377,889 to \$5,066,194.

Using this Comprehensive Annual Financial Report (CAFR)

This annual report consists of a series of financial statements and notes to those statements. These statements are organized so the reader can understand the District as a financial whole, an entire operating entity. The statements then proceed to provide an increasingly detailed look at specific financial activities.

The *statement of net assets* and *statement of activities* provide information about the activities of the whole District, presenting both an aggregate view of the District's finances and a longer-term view of those finances. Fund financial statements provide the next level of detail. For governmental funds, these statements tell how services were financed in the short-term as well as what remains for future spending. The fund financial statements also look at the District's most significant funds with all other nonmajor funds presented in total in one column. In the case of the District, the general fund, debt service fund and building fund are by far the most significant funds, and the only governmental funds reported as major funds.

**SYLVANIA CITY SCHOOL DISTRICT
LUCAS COUNTY, OHIO**

MANAGEMENT'S DISCUSSION AND ANALYSIS
FOR THE FISCAL YEAR ENDED JUNE 30, 2012
(UNAUDITED)

Reporting the District as a Whole

Statement of net assets and the statement of activities

While this document contains the large number of funds used by the District to provide programs and activities, the view of the District as a whole looks at all financial transactions and asks the question, "How did we do financially during 2012?" The statement of net assets and the statement of activities answer this question. These statements include *all assets, liabilities, revenues and expenses* using the *accrual basis of accounting* similar to the accounting used by most private-sector companies. This basis of accounting will take into account all of the current year's revenues and expenses regardless of when cash is received or paid.

These two statements report the District's *net assets* and changes in those assets. This change in net assets is important because it tells the reader that, for the District as a whole, the *financial position* of the District has improved or diminished. The causes of this change may be the result of many factors, some financial, some not. Non-financial factors include the District's property tax base, current property tax laws in Ohio restricting revenue growth, facility conditions, required educational programs and other factors.

The statement of net assets and the statement of activities include the District's programs and services, including instruction, support services, operation and maintenance of plant, pupil transportation, extracurricular activities, food service operations, uniform school supplies activities and natatorium operations.

The District's statement of net assets and statement of activities can be found on pages F15-F16 of this report.

Reporting the District's Most Significant Funds

Fund Financial Statements

The analysis of the District's major governmental funds begins on page F10. Fund financial reports provide detailed information about the District's major funds. The District uses many funds to account for a multitude of financial transactions. However, these fund financial statements focus on the District's most significant funds. The District's major governmental funds are the general fund, debt service fund and building fund. All other governmental funds are considered nonmajor.

Governmental Funds

Most of the District's activities are reported in governmental funds, which focus on how money flows into and out of those funds and the balances left at year-end available for spending in future periods. These funds are reported using an accounting method called *modified accrual* accounting, which measures cash and all other *financial assets* that can readily be converted to cash. The governmental fund financial statements provide a detailed *short-term* view of the District's general government operations and the basic services it provides. Governmental fund information helps you determine whether there are more or fewer financial resources that can be spent in the near future to finance educational programs. The relationship (or differences) between governmental *activities* (reported in the statement of net assets and the statement of activities) and governmental *funds* is reconciled in the basic financial statements. The basic governmental fund financial statements can be found on pages F17 and F19 of this report. Reconciliations between amounts reported in the governmental funds and amounts reported on the statement of net assets and the statement of activities is presented on pages F18 and F20.

**SYLVANIA CITY SCHOOL DISTRICT
LUCAS COUNTY, OHIO**

MANAGEMENT'S DISCUSSION AND ANALYSIS
FOR THE FISCAL YEAR ENDED JUNE 30, 2012
(UNAUDITED)

Reporting the District's Fiduciary Responsibilities

The District is the trustee, or fiduciary, for its scholarship programs. This activity is presented as a private-purpose trust fund. The District also acts in a trustee capacity as an agent for students. These activities are reported in an agency fund. All of the District's fiduciary activities are reported in separate statements of fiduciary net assets and changes in fiduciary net assets on pages F21 and F22. These activities are excluded from the District's other financial statements because the assets cannot be utilized by the District to finance its operations.

Notes to the Basic Financial Statements

The notes provide additional information that is essential to a full understanding of the data provided in the government-wide and fund financial statements. These notes to the basic financial statements can be found on pages F23-F55 of this report.

Required Supplementary Information

The Schedule of Revenues, Expenditures, and Changes in Fund Balance – Budget and Actual (Non-GAAP Budgetary Basis) for the general fund is provided on pages F59 and F60 of this report.

The District as a Whole

The statement of net assets provides the perspective of the District as a whole. The table below provides a summary of the District's net assets for 2012 and 2011.

	Net Assets		
	Governmental Activities <u>2012</u>	Governmental Activities <u>2011</u>	Percent <u>Change</u>
<u>Assets</u>			
Current and other assets	\$ 85,212,098	\$ 92,139,711	(7.52) %
Capital assets, net	<u>106,779,637</u>	<u>98,957,695</u>	7.90 %
Total assets	<u>191,991,735</u>	<u>191,097,406</u>	0.47 %
<u>Liabilities</u>			
Current liabilities	73,770,875	72,767,389	1.38 %
Long-term liabilities	<u>109,653,869</u>	<u>111,831,960</u>	(1.95) %
Total liabilities	<u>183,424,744</u>	<u>184,599,349</u>	(0.64) %
<u>Net Assets</u>			
Invested in capital assets, net of related debt	16,273,543	15,807,676	2.95 %
Restricted	4,388,544	3,631,117	20.86 %
Unrestricted (deficit)	<u>(12,095,096)</u>	<u>(12,940,736)</u>	6.53 %
Total net assets	<u>\$ 8,566,991</u>	<u>\$ 6,498,057</u>	31.84 %

Over time, net assets can serve as a useful indicator of a government's financial position. At June 30, 2012, the District's assets exceeded liabilities by \$8,566,991. Of this total \$4,388,544 is restricted in use and \$16,273,543 is invested in capital assets (net of related debt), resulting in a deficit in unrestricted net assets of \$12,095,096.

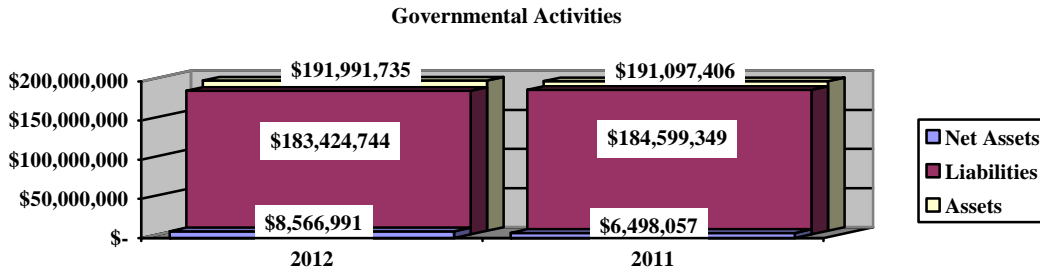
**SYLVANIA CITY SCHOOL DISTRICT
LUCAS COUNTY, OHIO**

**MANAGEMENT'S DISCUSSION AND ANALYSIS
FOR THE FISCAL YEAR ENDED JUNE 30, 2012
(UNAUDITED)**

At year-end, capital assets represented 55.62% of total assets. Capital assets include land, construction in progress, land improvements, buildings and improvements, furniture and equipment, and vehicles. Capital assets, net of related debt to acquire the assets at June 30, 2012, were \$16,273,543. These capital assets are used to provide services to the students and are not available for future spending. Although the District's investment in capital assets is reported net of related debt, it should be noted that the resources to repay the debt must be provided from other sources, since capital assets may not be used to liquidate these liabilities.

A portion of the District's net assets, \$4,388,544, represents resources that are subject to external restriction on how they may be used. The remaining balance of unrestricted net assets is a deficit of \$12,095,096.

Current and other assets decreased 7.52% from the prior year. The primary decrease was in the area of "equity in pooled cash and investments" which decreased \$8,042,615. In addition, the District had an increase in capital assets of \$7,821,942 due to the ongoing construction projects going on in the District. Four buildings were completed in FY12 and one building, Central Trail Elementary, remains as construction in progress at June 30, 2012. The deficit in unrestricted net assets is due to a decrease in equity in pooled cash and investments in the building fund of \$11,112,377 and the increase in unearned revenue of \$1,877,162. The graph below illustrates the total assets, liabilities and net assets of the governmental activities at June 30, 2012 and 2011:



The table below shows the change in net assets for fiscal years 2012 and 2011.

	Change in Net Assets		
	Governmental Activities <u>2012</u>	Governmental Activities <u>2011</u>	<u>Percent Change</u>
<u>Revenues</u>			
Program revenues:			
Charges for services and sales	\$ 3,285,518	\$ 3,304,715	(0.58) %
Operating grants and contributions	5,312,090	8,667,391	(38.71) %
General revenues:			
Property taxes	59,512,654	55,405,967	7.41 %
Payments in-lieu of taxes	619,100	511,286	21.09 %
Grants and entitlements	23,302,354	24,526,349	(4.99) %
Investment earnings	50,031	153,599	(67.43) %
Other	<u>309,636</u>	<u>423,807</u>	(26.94) %
Total revenues	<u>\$ 92,391,383</u>	<u>\$ 92,993,114</u>	(0.65) %

(continued)

**SYLVANIA CITY SCHOOL DISTRICT
LUCAS COUNTY, OHIO**

MANAGEMENT'S DISCUSSION AND ANALYSIS
FOR THE FISCAL YEAR ENDED JUNE 30, 2012
(UNAUDITED)

Change in Net Assets

	Governmental Activities <u>2012</u>	Governmental Activities <u>2011</u>	
<u>Expenses</u>			
Program expenses:			
Instruction:			
Regular	\$ 33,248,216	\$ 35,895,798	(7.38) %
Special	8,384,850	9,006,976	(6.91) %
Vocational	1,791,409	2,250,516	(20.40) %
Adult/continuing	63,024	36,094	74.61 %
Other	1,723,810	1,717,014	0.40 %
Support services:			
Pupil	5,497,493	6,767,500	(18.77) %
Instructional staff	3,982,751	4,133,007	(3.64) %
Board of education	28,371	16,401	72.98 %
Administration	8,391,763	9,461,636	(11.31) %
Fiscal	1,882,065	1,627,076	15.67 %
Business	209,741	220,908	(5.06) %
Operations and maintenance	8,742,706	9,626,916	(9.18) %
Pupil transportation	4,964,367	5,130,207	(3.23) %
Central	981,385	1,216,292	(19.31) %
Operations of non-instructional services:			
Food service operations	1,797,621	2,182,491	(17.63) %
Other non-instructional services	1,168,920	1,269,893	(7.95) %
Extracurricular activities	2,536,129	2,540,167	(0.16) %
Interest and fiscal charges	<u>4,927,828</u>	<u>5,221,783</u>	(5.63) %
Total expenses	<u>90,322,449</u>	<u>98,320,675</u>	(8.13) %
Change in net assets	2,068,934	(5,327,561)	138.83 %
Net assets, July 1	<u>6,498,057</u>	<u>11,825,618</u>	
Net assets, June 30	<u>\$ 8,566,991</u>	<u>\$ 6,498,057</u>	

In the program revenues area, the District obtained less federal and state grant funding in fiscal year 2012 versus 2011. Operating grants and contributions decreased 38.71% from the prior year primarily due to a decrease in American Reinvestment and Recovery Act (ARRA) funding which was attributable to fiscal year 2011 and was not available again in fiscal year 2012. The District also experienced a decrease in Education Jobs Grant funding and Education Stabilization funds received from the federal government. In the general revenues area, interest earnings decreased as the District had fewer monies to invest during the fiscal year 2012 due to the expenditure of funds on construction projects. Property tax and payment in lieu of taxes revenue, collectively, increased comparable to fiscal 2011. Property tax revenue for 2012 includes the first full year of payments from the operating tax levy approved in May of 2011. General revenues grants and entitlements decreased slightly as the State of Ohio provided less funding to the District. Overall, expenditures decreased 8.13% in total. Regular instruction which is by far the largest expenditure line item decreased 7.38% due to the District trying to control costs.

**SYLVANIA CITY SCHOOL DISTRICT
LUCAS COUNTY, OHIO**

**MANAGEMENT'S DISCUSSION AND ANALYSIS
FOR THE FISCAL YEAR ENDED JUNE 30, 2012
(UNAUDITED)**

The overall change in net assets is the result of fewer expenses and stagnant revenues. Current revenues are sufficient to cover current expenses. The expense reduction measures that were implemented in fiscal year 2004 and 2005 were once again revisited so that the District will have sufficient revenues to cover expenses.

Governmental Activities

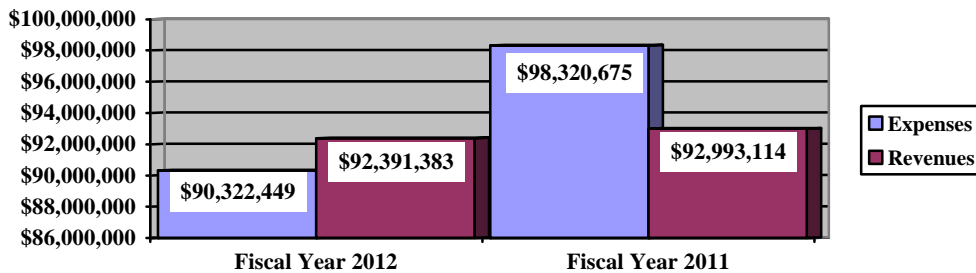
Net assets of the District's governmental activities increased \$2,068,934 primarily due to decreased expenses. Total governmental expenses of \$90,322,449 were offset by program revenues of \$8,597,608 and general revenues of \$83,793,775. Program revenues supported 9.52% of the total governmental expenses.

The primary sources of revenue for governmental activities are derived from property taxes and grants and entitlements. These revenue sources represent 90.31% of total governmental revenue.

The largest expense of the District is for instructional programs. Instruction expenses totaled \$45,211,309 or 50.06% of total governmental expenses for fiscal year 2012. Instruction expenditures decreased \$3,695,089 from the prior year as the District continues to try and hold to cost cutting measures that were implemented three years ago.

The graph below presents the District's governmental activities revenue and expenses for fiscal years 2012 and 2011.

Governmental Activities - Revenues and Expenses



The statement of activities shows the cost of program services and the charges for services and grants offsetting those services. That is, it identifies the cost of these services supported by tax revenue and unrestricted State grants and entitlements.

**SYLVANIA CITY SCHOOL DISTRICT
LUCAS COUNTY, OHIO**

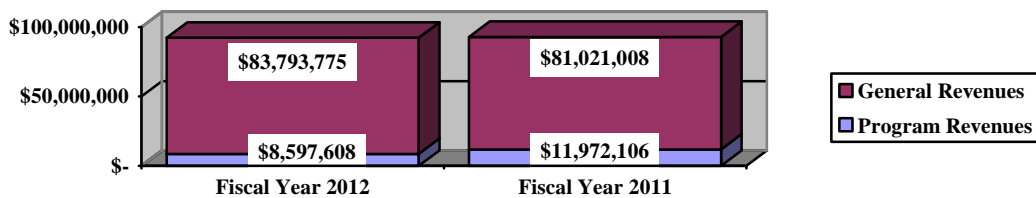
**MANAGEMENT'S DISCUSSION AND ANALYSIS
FOR THE FISCAL YEAR ENDED JUNE 30, 2012
(UNAUDITED)**

The following table shows, for governmental activities, the total cost of services and the net cost of services.

Governmental Activities				
	Total Cost of Services <u>2012</u>	Net Cost of Services <u>2012</u>	Total Cost of Services <u>2011</u>	Net Cost of Services <u>2011</u>
Program expenses				
Instruction:				
Regular	\$ 33,248,216	\$ 32,304,887	\$ 35,895,798	\$ 33,211,907
Special	8,384,850	6,377,021	9,006,976	6,743,856
Vocational	1,791,409	1,506,146	2,250,516	1,943,576
Adult/continuing	63,024	(845)	36,094	24
Other	1,723,810	1,723,810	1,717,014	1,600,418
Support services:				
Pupil	5,497,493	5,362,704	6,767,500	6,659,806
Instructional staff	3,982,751	2,568,696	4,133,007	1,572,943
Board of education	28,371	28,371	16,401	16,401
Administration	8,391,763	8,390,570	9,461,636	9,411,306
Fiscal	1,882,065	1,882,065	1,627,076	1,627,076
Business	209,741	209,741	220,908	220,908
Operations and maintenance	8,742,706	8,705,755	9,626,916	9,583,986
Pupil transportation	4,964,367	4,918,334	5,130,207	5,090,312
Central	981,385	959,785	1,216,292	1,183,992
Operations of non-instructional services:				
Food service operations	1,797,621	193,070	2,182,491	384,169
Other non-instructional services	1,168,920	(26,245)	1,269,893	61,266
Extracurricular activities	2,536,129	1,693,148	2,540,167	1,814,840
Interest and fiscal charges	4,927,828	4,927,828	5,221,783	5,221,783
Total expenses	<u>\$ 90,322,449</u>	<u>\$ 81,724,841</u>	<u>\$ 98,320,675</u>	<u>\$ 86,348,569</u>

The dependence upon tax and other general revenues for governmental activities is apparent, 92.70% of instruction activities are supported through taxes and other general revenues. For all governmental activities, general revenue support is 90.48%. The District's taxpayers and unrestricted grants and entitlements from the State of Ohio, as a whole, are by far the primary support for the District's students. The graph below presents the District's governmental activities revenue for fiscal years 2012 and 2011.

Governmental Activities - General and Program Revenues



**SYLVANIA CITY SCHOOL DISTRICT
LUCAS COUNTY, OHIO**

MANAGEMENT'S DISCUSSION AND ANALYSIS
FOR THE FISCAL YEAR ENDED JUNE 30, 2012
(UNAUDITED)

The District's Funds

The District's governmental funds (as presented on the balance sheet on page F17) reported a combined fund balance of \$7,090,374, which is lower than last year's total of \$14,819,900. The schedule below indicates the fund balance and the total change in fund balance as of June 30, 2012 and 2011.

	Fund Balance (deficit) <u>June 30, 2012</u>	Fund Balance (deficit) <u>June 30, 2011</u>	Increase (Decrease) <u></u>
General	\$ (982,632)	\$ (3,394,984)	\$ 2,412,352
Debt service	2,611,096	1,587,159	1,023,937
Building	5,066,194	16,377,889	(11,311,695)
Other Governmental	<u>395,716</u>	<u>249,836</u>	<u>145,880</u>
Total	<u>\$ 7,090,374</u>	<u>\$ 14,819,900</u>	<u>\$ (7,729,526)</u>

The fund balance of the other governmental funds increased 58.39% from the prior year. The IDEA Part B fund balance increased \$151,009 or 51.27% while the fund balance of the Title I fund increased \$88,803 or 84.86%. There were no other significant variances in fund balance from the prior year for the other governmental funds.

General Fund

The District's general fund balance increased \$2,412,352. The table that follows assists in illustrating the financial activities of the general fund.

	<u>General Fund</u>			
	<u>2012</u>	<u>2011</u>	<u>Increase</u>	<u>Percentage</u>
	<u>Amount</u>	<u>Amount</u>	<u>(Decrease)</u>	<u>Change</u>
<u>Revenues</u>				
Taxes	\$ 52,622,905	\$ 48,468,214	\$ 4,154,691	8.57 %
Tuition	947,290	953,134	(5,844)	(0.61) %
Earnings on investments	11,005	35,341	(24,336)	(68.86) %
Intergovernmental	23,101,683	24,360,701	(1,259,018)	(5.17) %
Other revenues	<u>1,361,338</u>	<u>1,253,705</u>	<u>107,633</u>	8.59 %
Total	<u>\$ 78,044,221</u>	<u>\$ 75,071,095</u>	<u>\$ 2,973,126</u>	3.96 %
<u>Expenditures</u>				
Instruction	\$ 42,327,703	\$ 44,866,380	\$ (2,538,677)	(5.66) %
Support services	31,490,640	30,652,120	838,520	2.74 %
Operation of non-instructional services	140,515	100,697	39,818	39.54 %
Extracurricular activities	1,605,086	1,743,141	(138,055)	(7.92) %
Capital outlay	51,023	-	51,023	100.00 %
Debt service	<u>142,722</u>	<u>129,888</u>	<u>12,834</u>	9.88 %
Total	<u>\$ 75,757,689</u>	<u>\$ 77,492,226</u>	<u>\$ (1,734,537)</u>	(2.24) %

As can be seen in the above table, revenues generated are sufficient to cover expenditures in the general fund.

**SYLVANIA CITY SCHOOL DISTRICT
LUCAS COUNTY, OHIO**

MANAGEMENT'S DISCUSSION AND ANALYSIS
FOR THE FISCAL YEAR ENDED JUNE 30, 2012
(UNAUDITED)

Earnings on investments decreased due to lower interest rates on investments coupled with fluctuations in the fair value of those investments between years. Tax revenue increased due to the full year collection of the operating levy passed in May of 2011. The intergovernmental revenue decreased due to the elimination of State Fiscal Stabilization Funds and Electric Deregulation funds, along with a reduction to the Tangible Personal Property reimbursement funds. The decrease in instructional expenditures can be attributed to cost cutting measures implemented by the District. Support services expenditures increased due to increased staff, in the following areas: instructional staff, administration, fiscal and central.

Debt Service Fund

The District's debt service fund increased \$1,023,937. Tax revenue increased and debt service payments decreased as a result of the Series 2011 bond issue. In addition, the District retired \$3.035 million in school improvement bonds in fiscal year 2011 which decreased debt service expenditures for the 2012 fiscal year.

Building Fund

The District's building fund decreased \$11,311,695. The District is currently involved in a major construction project for replacement of three elementary buildings and upgrades and renovations to existing structures and upgrades to HVAC systems. These projects are being funded by the Series 2011 bond issue. Fund balance will continually decrease as bond proceeds are spent on the project. The fund balance of the building fund was \$5,066,194 at June 30, 2012.

General Fund Budgeting Highlights

The District's budget is prepared according to Ohio law and is based on accounting for certain transactions on a basis of cash receipts, disbursements and encumbrances. The most significant budgeted fund is the general fund.

During the course of fiscal 2012, the District amended its general fund budget numerous times. For the general fund, original and final budgeted revenues and other financing sources were \$77,109,242. Actual revenues and other financing sources for fiscal 2012 was \$77,370,086. This represents a \$260,844 increase from final budgeted revenues. This increase is primarily due to tuition and intergovernmental revenues being higher than estimated. General fund final appropriations (appropriated expenditures plus other financing uses) were \$78,032,042, which is higher than the original budgeted appropriations estimate of \$76,672,977. The actual budget basis expenditures and other financing uses for fiscal year 2012 totaled \$75,960,980, which was \$2,071,062 less than the final budget appropriations. The District was able to decrease expenditures primarily because salary and fringe benefit costs proved to be lower than anticipated in the original and final budget.

The budgetary statement for the general fund has been presented as required supplementary information.

**SYLVANIA CITY SCHOOL DISTRICT
LUCAS COUNTY, OHIO**

**MANAGEMENT'S DISCUSSION AND ANALYSIS
FOR THE FISCAL YEAR ENDED JUNE 30, 2012
(UNAUDITED)**

Capital Assets and Debt Administration

Capital Assets

At the end of fiscal 2012, the District had \$106,779,637 invested in land, construction in progress, land improvements, buildings and improvements, furniture and equipment, and vehicles. This entire amount is reported in governmental activities. The following table shows fiscal 2012 balances compared to 2011:


**Capital Assets at June 30
(Net of Depreciation)**

	<u>Governmental Activities</u>	
	<u>2012</u>	<u>2011</u>
Land	\$ 2,421,246	\$ 2,421,246
Land improvements	3,633,189	3,936,624
Buildings and improvements	86,360,692	61,148,430
Furniture and equipment	382,016	588,709
Vehicles	1,317,639	1,636,739
Construction in progress	<u>12,664,855</u>	<u>29,225,947</u>
Total	<u>\$ 106,779,637</u>	<u>\$ 98,957,695</u>

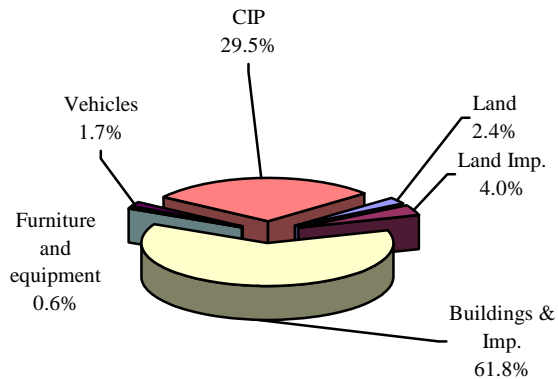
Total additions to capital assets for 2012 were \$11,706,546. The overall increase in capital assets of \$7,821,942 (net of accumulated depreciation) is primarily due to additions exceeding depreciation expense of \$3,884,604 being recorded in fiscal year 2012. The construction in progress represents costs incurred on the replacement of three elementary buildings and upgrades and renovations to existing structures and upgrades to HVAC systems. These projects are being funded by the Series 2011 bond issue.

The graphs below present the District's capital assets for fiscal 2012 and fiscal 2011.

**Capital Assets - Governmental Activities
2012**



**Capital Assets - Governmental Activities
2011**



See Note 9 for further information on the District's capital assets.

**SYLVANIA CITY SCHOOL DISTRICT
LUCAS COUNTY, OHIO**

MANAGEMENT'S DISCUSSION AND ANALYSIS
FOR THE FISCAL YEAR ENDED JUNE 30, 2012
(UNAUDITED)

Debt Administration

At June 30, 2012, the District had \$97,061,599 in general obligation bonds and capital lease obligations outstanding. Of this total, \$3,493,896 is due within one year and \$93,567,703 is due within greater than one year. The following table summarizes the bonds and notes outstanding.

Outstanding Debt, at Year End

	Governmental Activities 2012	Governmental Activities 2011
	<u>2012</u>	<u>2011</u>
General obligation bonds	\$ 97,012,604	\$ 99,668,633
Capital lease obligation	48,995	162,312
Total	<u>\$ 97,061,599</u>	<u>\$ 99,830,945</u>

The District has issued various general obligation bonds to provide resources to finance construction projects throughout the District and to refund previous bonds outstanding. The District's general obligation bonds consist of both current interest bonds and capital appreciation bonds.

The District's general obligation bond activity is detailed in Note 10 to the basic financial statements. The capital lease obligations represent agreements for copier equipment and vehicles. The capital lease obligations are detailed in Note 8 of the basic financial statements.

Current Financial Related Activities

The District's property value is expected to decrease by approximately 8% in 2012. This reduction in value is significant because the three most recent levies are being collected at the full voted rate. The District will lose property tax revenue on inside millage, and on levies that were passed in 2002, 2004, and 2011. State funding was reduced in fiscal year 2012 by approximately \$3,000,000, comprised of the elimination of State Fiscal Stabilization Funds and Electric Deregulation funds, along with a reduction to the Tangible Personal Property reimbursement funds. The Tangible Personal Property reimbursement funds will be reduced again in fiscal year 2013. A new biennial budget and new funding formula are slated to be introduced in the spring of 2013. It is too soon to tell how the District will be impacted. State and local funding continues to be a challenge for the District.

In the summer and fall of 2012, the District negotiated agreements with employee groups through June 30, 2014. These agreements provide short-term economic stability for the District. The healthcare plan with Paramount Health Systems and the dental plan with Delta Dental will expire on December 31, 2013. District officials work in collaboration with the unions to periodically review the insurance costs through an insurance committee.

The \$79,000,000 bond issue that was approved by voters in November 2008 is in its final stages. The final project will be completed in January 2013 when Central Trail Elementary opens its doors to students. Hill View Elementary and Maplewood Elementary were completely rebuilt and renovations to the other four elementary buildings were made. These new buildings and renovations were designed to accommodate all day kindergarten, which started in 2010/2011. The Junior High and High Schools have gone through renovations to update/increase class room sizes and update HVAC systems.

**SYLVANIA CITY SCHOOL DISTRICT
LUCAS COUNTY, OHIO**

**MANAGEMENT'S DISCUSSION AND ANALYSIS
FOR THE FISCAL YEAR ENDED JUNE 30, 2012
(UNAUDITED)**

The District accomplished a major goal within the 2011-2012 school year by achieving an excellent with distinction rating on the State Report Card, the highest rating possible for school districts in Ohio. This goal was accomplished by tremendous effort and planning from all staff to improve teaching and learning while preserving fiscal accountability. Through strategic alignment of District goals, we have been able to maintain academic proficiencies as stated on the State Report Card and we have earned a value-added rating of "above expected growth." As the National Common Core Standards evolve over the next two years, and new requirements laid out within the 3rd Grade Guarantee legislation as well as the new Ohio Teacher Evaluation System, the District will continue to review and revise curricula to meet and/or exceed what is expected.

Contacting the District's Financial Management

This financial report is designed to provide our citizen's taxpayers, and investors and creditors with a general overview of the District's finances and to show the District's accountability for the money it receives. If you have questions about this report or need additional financial information contact Ms. Laura Sauber, Treasurer/CFO, Sylvania City School District, 4747 N. Holland Sylvania Rd., Sylvania, Ohio 43560.

**SYLVANIA CITY SCHOOL DISTRICT
LUCAS COUNTY, OHIO**

STATEMENT OF NET ASSETS
JUNE 30, 2012

	Governmental Activities
Assets:	
Equity in pooled cash and investments.	\$ 18,868,229
Receivables:	
Property taxes	64,095,172
Payment in lieu of taxes	339,406
Accounts.	35,015
Accrued interest	2,814
Loans	537
Intergovernmental	606,225
Materials and supplies inventory.	63,093
Unamortized bond issuance costs	1,201,607
Capital assets:	
Land and construction in progress.	15,086,101
Depreciable capital assets, net.	91,693,536
Capital assets, net	106,779,637
 Total assets.	 191,991,735
 Liabilities:	
Accounts payable.	395,895
Contracts payable.	2,927,304
Retainage payable	511,001
Accrued wages and benefits	6,801,173
Intergovernmental payable	470,650
Pension obligation payable.	1,742,983
Accrued interest payable	418,765
Unearned revenue	60,503,104
Long-term liabilities:	
Due within one year.	5,482,761
Due in more than one year.	104,171,108
 Total liabilities	 183,424,744
 Net Assets:	
Invested in capital assets, net of related debt.	16,273,543
Restricted for:	
Capital projects	1,763,711
Debt service.	2,352,504
Locally funded programs	12,654
State funded programs.	79,170
Federally funded programs	141
Student activities	180,364
Unrestricted (deficit).	(12,095,096)
 Total net assets	 \$ 8,566,991

SEE ACCOMPANYING NOTES TO THE BASIC FINANCIAL STATEMENTS

**SYLVANIA CITY SCHOOL DISTRICT
LUCAS COUNTY, OHIO**

STATEMENT OF ACTIVITIES
FOR THE FISCAL YEAR ENDED JUNE 30, 2012

	Expenses	Program Revenues		Net (Expense)
		Charges for Services and Sales	Operating Grants and Contributions	Revenue and Changes in Net Assets
				Governmental Activities
Governmental activities:				
Instruction:				
Regular	\$ 33,248,216	\$ 816,979	\$ 126,350	\$ (32,304,887)
Special	8,384,850	577,689	1,430,140	(6,377,021)
Vocational	1,791,409	-	285,263	(1,506,146)
Adult/continuing.	63,024	-	63,869	845
Other	1,723,810	-	-	(1,723,810)
Support services:				
Pupil.	5,497,493	-	134,789	(5,362,704)
Instructional staff	3,982,751	-	1,414,055	(2,568,696)
Board of education	28,371	-	-	(28,371)
Administration.	8,391,763	-	1,193	(8,390,570)
Fiscal.	1,882,065	-	-	(1,882,065)
Business.	209,741	-	-	(209,741)
Operations and maintenance	8,742,706	36,751	200	(8,705,755)
Pupil transportation.	4,964,367	45,138	895	(4,918,334)
Central	981,385	-	21,600	(959,785)
Operation of non-instructional services:				
Other non-instructional services	1,168,920	107,421	1,087,744	26,245
Food service operations	1,797,621	894,810	709,741	(193,070)
Extracurricular activities.	2,536,129	806,730	36,251	(1,693,148)
Interest and fiscal charges	4,927,828	-	-	(4,927,828)
Totals	\$ 90,322,449	\$ 3,285,518	\$ 5,312,090	(81,724,841)

General Revenues:

Property taxes levied for:	
General purposes	51,929,769
Debt service.	7,216,887
Capital outlay.	365,998
Payments in lieu of taxes	619,100
Grants and entitlements not restricted	
to specific programs	23,302,354
Investment earnings	50,031
Gain on sale of capital assets.	75,727
Miscellaneous	233,909
Total general revenues	83,793,775
Change in net assets	2,068,934
Net assets at beginning of year.	6,498,057
Net assets at end of year	\$ 8,566,991

SEE ACCOMPANYING NOTES TO THE BASIC FINANCIAL STATEMENTS

**SYLVANIA CITY SCHOOL DISTRICT
LUCAS COUNTY, OHIO**

BALANCE SHEET
GOVERNMENTAL FUNDS
JUNE 30, 2012

	<u>General</u>	<u>Debt Service</u>	<u>Building</u>	<u>Other Governmental Funds</u>	<u>Total Governmental Funds</u>
Assets:					
Equity in pooled cash and investments	\$ 7,371,258	\$ 2,351,967	\$ 8,318,337	\$ 826,667	\$ 18,868,229
Receivables:					
Property taxes	56,191,323	7,510,173	-	393,676	64,095,172
Payment in lieu of taxes	298,678	37,334	-	3,394	339,406
Accounts	34,975	-	-	40	35,015
Accrued interest	-	-	2,814	-	2,814
Interfund loans	131,989	-	-	-	131,989
Loans	537	-	-	-	537
Intergovernmental	115,035	-	-	491,190	606,225
Materials and supplies inventory	-	-	-	63,093	63,093
Total assets	<u>\$ 64,143,795</u>	<u>\$ 9,899,474</u>	<u>\$ 8,321,151</u>	<u>\$ 1,778,060</u>	<u>\$ 84,142,480</u>
Liabilities:					
Accounts payable	\$ 313,674	\$ -	\$ -	\$ 82,221	\$ 395,895
Contracts payable	-	-	2,742,024	185,280	2,927,304
Retainage payable	-	-	511,001	-	511,001
Accrued wages and benefits	6,485,610	-	-	315,563	6,801,173
Compensated absences payable	1,795,993	-	-	-	1,795,993
Intergovernmental payable	451,598	-	-	19,052	470,650
Pension obligation payable	1,584,496	-	-	158,487	1,742,983
Interfund loans payable	-	-	-	131,989	131,989
Deferred revenue	1,495,628	160,173	1,932	114,281	1,772,014
Unearned revenue	52,999,428	7,128,205	-	375,471	60,503,104
Total liabilities	<u>65,126,427</u>	<u>7,288,378</u>	<u>3,254,957</u>	<u>1,382,344</u>	<u>77,052,106</u>
Fund Balances:					
Nonspendable:					
Materials and supplies inventory	-	-	-	63,093	63,093
Restricted:					
Debt service	-	2,611,096	-	-	2,611,096
Capital improvements	-	-	5,066,194	269,546	5,335,740
Non-public schools	-	-	-	75,778	75,778
Vocational education	-	-	-	1	1
Extracurricular	-	-	-	180,364	180,364
Other purposes	-	-	-	15,742	15,742
Unassigned (deficit)	(982,632)	-	-	(208,808)	(1,191,440)
Total fund balances (deficit)	<u>(982,632)</u>	<u>2,611,096</u>	<u>5,066,194</u>	<u>395,716</u>	<u>7,090,374</u>
Total liabilities and fund balances	<u>\$ 64,143,795</u>	<u>\$ 9,899,474</u>	<u>\$ 8,321,151</u>	<u>\$ 1,778,060</u>	<u>\$ 84,142,480</u>

SEE ACCOMPANYING NOTES TO THE BASIC FINANCIAL STATEMENTS

**SYLVANIA CITY SCHOOL DISTRICT
LUCAS COUNTY, OHIO**

RECONCILIATION OF TOTAL GOVERNMENTAL FUND BALANCES TO
NET ASSETS OF GOVERNMENTAL ACTIVITIES
JUNE 30, 2012

Total governmental fund balances		\$	7,090,374
<i>Amounts reported for governmental activities on the statement of net assets are different because:</i>			
Capital assets used in governmental activities are not financial resources and therefore are not reported in the funds.			106,779,637
Other long-term assets are not available to pay for current-period expenditures and therefore are deferred in the funds.			
Delinquent taxes receivable	\$	1,664,127	
Accrued interest receivable		1,932	
Intergovernmental receivable		105,955	
Total		1,772,014	1,772,014
Unamortized bond issuance costs are not recognized in the funds.			1,201,607
Unamortized premiums on bond issuances are not recognized in the funds.			(2,292,448)
Unamortized deferred charges on refundings are not recognized in the funds.			668,044
Accrued interest payable is not due and payable in the current period and therefore is not reported in the funds.			(418,765)
Long-term liabilities, including bonds payable, are not due and payable in the current period and therefore are not reported in the funds.			
General obligation bonds		(97,012,604)	
Capital lease obligations		(48,995)	
Compensated absences		(9,171,873)	
Total		(106,233,472)	(106,233,472)
Net assets of governmental activities		\$	8,566,991

SEE ACCOMPANYING NOTES TO THE BASIC FINANCIAL STATEMENTS

**SYLVANIA CITY SCHOOL DISTRICT
LUCAS COUNTY, OHIO**

STATEMENT OF REVENUES, EXPENDITURES AND CHANGES IN FUND BALANCES
GOVERNMENTAL FUNDS
FOR THE FISCAL YEAR ENDED JUNE 30, 2012

	<u>General</u>	<u>Debt Service</u>	<u>Building</u>	<u>Other Governmental Funds</u>	<u>Total Governmental Funds</u>
Revenues:					
From local sources:					
Property taxes	\$ 52,087,598	\$ 7,265,000	\$ -	\$ 367,976	\$ 59,720,574
Payment in lieu of taxes	535,307	77,602	-	6,191	619,100
Tuition	947,290	-	-	-	947,290
Transportation fees	45,138	-	-	-	45,138
Earnings on investments	11,005	-	42,868	115	53,988
Charges for services	-	-	-	894,810	894,810
Extracurricular	341,444	-	-	465,286	806,730
Classroom materials and fees	460,403	-	-	-	460,403
Rental income	36,751	-	-	-	36,751
Contributions and donations	149,297	-	-	1,654	150,951
Contract services	94,396	-	-	-	94,396
Other local revenues	233,909	-	-	88,148	322,057
Intergovernmental - state	23,101,683	967,247	-	1,060,089	25,129,019
Intergovernmental - federal	-	-	-	4,216,964	4,216,964
Total revenues	<u>78,044,221</u>	<u>8,309,849</u>	<u>42,868</u>	<u>7,101,233</u>	<u>93,498,171</u>
Expenditures:					
Current:					
Instruction:					
Regular	31,744,600	-	-	730,147	32,474,747
Special	7,407,690	-	-	802,164	8,209,854
Vocational	1,451,603	-	-	96,953	1,548,556
Adult/continuing	-	-	-	63,024	63,024
Other	1,723,810	-	-	-	1,723,810
Support services:					
Pupil	5,087,750	-	266,078	131,226	5,485,054
Instructional staff	2,478,646	-	-	1,348,488	3,827,134
Board of education	28,371	-	-	-	28,371
Administration	8,427,686	-	2,167	1,177	8,431,030
Fiscal	1,688,291	116,750	21,968	6,038	1,833,047
Business	209,414	-	-	-	209,414
Operations and maintenance	8,211,638	-	5,024	27,267	8,243,929
Pupil transportation	4,413,880	-	-	153,125	4,567,005
Central	944,964	-	-	21,600	966,564
Operation of non-instructional services:					
Other non-instructional services	140,515	-	-	1,023,078	1,163,593
Food service operations	-	-	-	1,648,252	1,648,252
Extracurricular activities	1,605,086	-	-	458,484	2,063,570
Facilities acquisition and construction	-	-	11,059,326	467,061	11,526,387
Capital outlay	51,023	-	-	-	51,023
Debt service:					
Principal retirement	141,112	2,980,000	-	23,228	3,144,340
Interest and fiscal charges	1,610	4,195,758	-	1,266	4,198,634
Bond issuance costs	-	165,673	-	-	165,673
Total expenditures	<u>75,757,689</u>	<u>7,458,181</u>	<u>11,354,563</u>	<u>7,002,578</u>	<u>101,573,011</u>
Excess of revenues over (under) expenditures	<u>2,286,532</u>	<u>851,668</u>	<u>(11,311,695)</u>	<u>98,655</u>	<u>(8,074,840)</u>
Other financing sources (uses):					
Premium on refunding bonds sold	-	935,188	-	-	935,188
Sale of refunding bonds	-	9,030,000	-	-	9,030,000
Payment to refunding bond escrow agent	-	(9,792,919)	-	-	(9,792,919)
Sale of capital assets	75,727	-	-	-	75,727
Transfers in	-	-	-	930	930
Transfers (out)	(930)	-	-	-	(930)
Capital lease transaction	51,023	-	-	-	51,023
Total other financing sources (uses)	<u>125,820</u>	<u>172,269</u>	<u>-</u>	<u>930</u>	<u>299,019</u>
Net change in fund balances	2,412,352	1,023,937	(11,311,695)	99,585	(7,775,821)
Fund balances (deficit) at beginning of year	(3,394,984)	1,587,159	16,377,889	249,836	14,819,900
Increase in reserve for inventory	-	-	-	46,295	46,295
Fund balances (deficit) at end of year	<u>\$ (982,632)</u>	<u>\$ 2,611,096</u>	<u>\$ 5,066,194</u>	<u>\$ 395,716</u>	<u>\$ 7,090,374</u>

SEE ACCOMPANYING NOTES TO THE BASIC FINANCIAL STATEMENTS

**SYLVANIA CITY SCHOOL DISTRICT
LUCAS COUNTY, OHIO**

RECONCILIATION OF THE STATEMENT OF REVENUES, EXPENDITURES
AND CHANGES IN FUND BALANCES OF GOVERNMENTAL FUNDS
TO THE STATEMENT OF ACTIVITIES
FOR THE FISCAL YEAR ENDED JUNE 30, 2012

Net change in fund balances - total governmental funds	\$	(7,775,821)
<i>Amounts reported for governmental activities in the statement of activities are different because:</i>		
Governmental funds report capital outlays as expenditures. However, in the statement of activities, the cost of those assets are allocated over their estimated useful lives as depreciation expense. This is the amount by which capital outlays exceeds depreciation expense in the current period.		
Capital asset additions	\$ 11,706,546	
Current year depreciation	<u>(3,884,604)</u>	
Total		7,821,942
Governmental funds report expenditures for inventory when purchased. However, in the statement of activities, they are reported as and expense when consumed.		
		46,295
Revenues in the statement of activities that do not provide current financial resources are not reported as revenues in in the funds.		
Delinquent taxes	(207,920)	
Earnings on investments	(3,842)	
Intergovernmental	<u>(970,753)</u>	
Total		(1,182,515)
Repayment of bond and capital lease principal is an expenditure in the funds, but the repayment reduces reduces long-term liabilities on the statement of net assets. Principal payments during the year were:		
Bonds	2,980,000	
Capital leases	<u>164,340</u>	
Total		3,144,340
Issuance of bonds and capital leases are recorded as other financing sources in the funds, however, in the statement of activities, they are not reported as other financing sources as they increase liabilities on the on the statement of net assets.		
Bonds	(9,030,000)	
Capital leases	<u>(51,023)</u>	
Total		(9,081,023)
Payment to refunded bond escrow agent for the retirement of bonds is an other financing use in the governmental funds but the payment reduces long-term liabilities on the statement of net assets. Deferred charges related to bond refundings are amortized over the life of the issuance in the statement of activities. The following refunding transactions occurred during the year:		
Bonds refunded	9,480,000	
Deferred charges on refundings	<u>312,919</u>	
Total		9,792,919
Premiums on bonds and bond issuance costs related to the issuance of bonds are amortized over the life of the issuance in the statement of activities, The following transactions occurred in the year:		
Premiums on bonds	(935,188)	
Bond issuance costs	<u>165,673</u>	
Total		(769,515)
In the statement of activities, interest is accrued on outstanding bonds, whereas in governmental funds, an interest expenditure is reported when due. The following items resulted in additional interest being reported in the statement of activities:		
Decrease in accrued interest payable	10,953	
Accreted interest on capital appreciation bonds	(773,971)	
Amortization of bond issuance costs	(61,697)	
Amortization of bond premiums	158,521	
Amortization of deferred charges	<u>(63,000)</u>	
Total		(729,194)
Some expenses reported in the statement of activities, such as compensated absences, do not require the use of current financial resources and therefore are not reported as expenditures in governmental funds.		
		<u>801,506</u>
Change in net assets of governmental activities	\$	<u><u>2,068,934</u></u>

SEE ACCOMPANYING NOTES TO THE BASIC FINANCIAL STATEMENTS

**SYLVANIA CITY SCHOOL DISTRICT
LUCAS COUNTY, OHIO**
STATEMENT OF FIDUCIARY NET ASSETS
FIDUCIARY FUNDS
JUNE 30, 2012

	Private Purpose Trust	
	Scholarship	Agency
Assets:		
Equity in pooled cash and investments.	\$ 13,815	\$ 104,670
Total assets.	13,815	\$ 104,670
Liabilities:		
Accounts payable.	-	\$ 1,825
Due to students.	-	102,308
Loan payable	-	537
Total liabilities	-	\$ 104,670
Net assets:		
Held in trust for scholarships	13,815	
Total net assets	\$ 13,815	

SEE ACCOMPANYING NOTES TO THE BASIC FINANCIAL STATEMENTS

**SYLVANIA CITY SCHOOL DISTRICT
LUCAS COUNTY, OHIO**

STATEMENT OF CHANGES IN FIDUCIARY NET ASSETS
FIDUCIARY FUND
FOR THE FISCAL YEAR ENDED JUNE 30, 2012

	Private Purpose Trust
	Scholarship
Additions:	
Interest.	\$ 6
Gifts and contributions.	2,837
Total additions.	2,843
 Deductions:	
Scholarships awarded	753
Change in net assets.	2,090
Net assets at beginning of year	11,725
Net assets at end of year.	\$ 13,815

SEE ACCOMPANYING NOTES TO THE BASIC FINANCIAL STATEMENTS

**SYLVANIA CITY SCHOOL DISTRICT
LUCAS, COUNTY**

**NOTES TO THE BASIC FINANCIAL STATEMENTS
FOR THE FISCAL YEAR ENDED JUNE 30, 2012**

NOTE 1 - DESCRIPTION OF THE SCHOOL DISTRICT

The Sylvania City School District (the "District") is located in the greater metropolitan Toledo area of Lucas County in northwestern Ohio. The District encompasses all of the City of Sylvania, and portions of Sylvania Township.

The District is organized under Section 2 and 3, Article VI of the Constitution of the State of Ohio. Under such laws, there is no authority for a school district to have a charter or adopt local laws. The legislative power of the District is vested in the Board of Education, consisting of five members elected at large for staggered four-year terms.

The District currently operates 7 elementary schools, 3 middle schools, and 2 comprehensive high schools. The District employs 260 non-certified, 40 administrative, and 539 certified employees (full time equivalents) to provide services to 7,402 students in grades K through 12 and various community groups.

NOTE 2 - SUMMARY OF SIGNIFICANT ACCOUNTING POLICIES

The basic financial statements of the District have been prepared in conformity with accounting principles generally accepted in the United States of America (GAAP) as applied to governmental units. The Governmental Accounting Standards Board (GASB) is the accepted standard-setting body for establishing governmental accounting and financial reporting principles. The District also applies Financial Accounting Standards Board (FASB) guidance issued on or before November 30, 1989, to its governmental activities provided they do not conflict with or contradict GASB pronouncements. The District's significant accounting policies are described below.

A. Reporting Entity

The reporting entity has been defined in accordance with GASB Statement No. 14, "The Financial Reporting Entity" as amended by GASB Statement No. 39, "Determining Whether Certain Organizations Are Component Units". The reporting entity is composed of the primary government and component units. The primary government consists of all funds, departments, boards and agencies that are not legally separate from the District. For the District, this includes general operations, food service, and student related activities of the District.

Component units are legally separate organizations for which the District is financially accountable. The District is financially accountable for an organization if the District appoints a voting majority of the organization's governing board and (1) the District is able to significantly influence the programs or services performed or provided by the organization; or (2) the District is legally entitled to or can otherwise access the organization's resources; or (3) the District is legally obligated or has otherwise assumed the responsibility to finance the deficits of, or provide financial support to, the organization; or (4) the District is obligated for the debt of the organization. Component units may also include organizations that are fiscally dependent on the District in that the District approves the budget, the issuance of debt or the levying of taxes. Certain organizations are also included as component units if the nature and significance of the relationship between the primary government and the organization is such that exclusion by the primary government would render the primary governments financial statements incomplete or misleading. Based upon the application of these criteria, the District has no component units. The basic financial statements of the reporting entity include only those of the District (the primary government).

**SYLVANIA CITY SCHOOL DISTRICT
LUCAS, COUNTY**

**NOTES TO THE BASIC FINANCIAL STATEMENTS
FOR THE FISCAL YEAR ENDED JUNE 30, 2012**

NOTE 2 - SUMMARY OF SIGNIFICANT ACCOUNTING POLICIES - (Continued)

The following organizations are described due to their relationship to the District:

JOINTLY GOVERNED ORGANIZATIONS

Northwest Ohio Computer Association (NWOCA)

The District is a participant with 28 other school districts in a jointly governed organization to operate NWOCA. NWOCA was formed for the purpose of providing computer services. NWOCA is governed by a board of directors consisting of the superintendents of the member school districts. The degree of control exercised by any participating school district is limited to its representation on the board. The District does not have an ongoing financial interest or responsibility in NWOCA.

Sylvania Area Joint Recreation District (SAJRD)

The District, in conjunction with the City of Sylvania and the Sylvania Township, formed the Sylvania Area Joint Recreation District under the authority of Ohio Revised Code Section 755.14(C). The SAJRD Board of Trustees is composed of twelve members, four of whom are appointed by each of the separate governmental entities identified above. Funding for the SAJRD is provided by a voter-approved tax levy on all real property located within the Sylvania School District. Taxes are collected by the County Auditor and remitted to the SAJRD Board of Trustees.

B. Fund Accounting

The District uses funds to maintain its financial records during the year. A fund is defined as a fiscal and accounting entity with a self balancing set of accounts. There are three categories of funds: governmental, proprietary and fiduciary.

GOVERNMENTAL FUNDS

Governmental funds are those through which most governmental functions typically are financed. Governmental fund reporting focuses on the sources, uses and balances of current financial resources. Expendable assets are assigned to the various governmental funds according to the purposes for which they may or must be used. Current liabilities are assigned to the fund from which they will be paid. The difference between governmental fund assets and liabilities is reported as fund balance. The following is the District's major governmental funds:

General fund -The general fund is used to account for and report all financial resources not accounted for and reported in another fund. The general fund balance is available for any purpose provided it is expended or transferred according to the general laws of Ohio.

Debt service fund - The debt service fund is used to account for the resources restricted for the payment of general long-term debt principal, interest and related costs including the retirement of current interest term and serial bonds, capital appreciation bonds and both short-term and long-term notes and loans. All revenues derived from general or special levies, either within or exceeding the statutory unvoted ten mill limitation, which is levied for debt service on bonds or loans are paid into this fund.

**SYLVANIA CITY SCHOOL DISTRICT
LUCAS, COUNTY**

**NOTES TO THE BASIC FINANCIAL STATEMENTS
FOR THE FISCAL YEAR ENDED JUNE 30, 2012**

NOTE 2 - SUMMARY OF SIGNIFICANT ACCOUNTING POLICIES - (Continued)

Building Fund – The building fund is used to account for resources that are restricted for the acquisition of capital facilities and capital assets. All proceeds from the sale of bonds, notes or certificates of indebtedness, except premium and accrued interest, are paid into this fund. Expenditures recorded here represent the costs of acquiring capital facilities, including real property.

Other governmental funds of the District are used to account for (a) financial resources that are restricted, committed, or assigned to expenditures for capital outlays including the acquisition or construction of capital facilities and other capital assets that are not reported in the building fund, and (b) specific revenue sources that are restricted or committed to an expenditure for specified purposes other than debt service or capital projects.

PROPRIETARY FUNDS

Proprietary funds are used to account for the District's ongoing activities which are similar to those often found in the private sector. The District has no proprietary funds.

FIDUCIARY FUNDS

Fiduciary fund reporting focuses on net assets and changes in net assets. The fiduciary fund category is split into four classifications: pension trust funds, investment trust funds, private-purpose trust funds and agency funds. Trust funds are used to account for assets held by the District under a trust agreement for individuals, private organizations, or other governments and are therefore not available to support the District's own programs. The District's only trust fund is a private purpose trust which accounts for scholarship programs for students. Agency funds are custodial in nature (assets equal liabilities) and do not involve measurement of results of operations. The District's agency fund accounts for student activities.

C. Basis of Presentation and Measurement Focus

Government-wide Financial Statements - The statement of net assets and the statement of activities display information about the District as a whole. These statements include the financial activities of the primary government, except for fiduciary funds. These statements distinguish between those activities that are governmental and those that are considered business-type activities. The District has no business-type activities.

The government-wide statement of activities presents a comparison between direct expenses and program revenues for each function or program of the governmental activities of the District. Direct expenses are those that are specifically associated with a service, program or department and therefore clearly identifiable to a particular function. Program revenues include amounts paid by the recipient of goods or services offered by the program and grants and contributions that are restricted to meeting the operational or capital requirements of a particular program. Revenues not classified as program revenues are presented as general revenues of the District.

The government-wide financial statements are prepared using the economic resources measurement focus. All assets and all liabilities associated with the operation of the District are included on the statement of net assets.

**SYLVANIA CITY SCHOOL DISTRICT
LUCAS, COUNTY**

**NOTES TO THE BASIC FINANCIAL STATEMENTS
FOR THE FISCAL YEAR ENDED JUNE 30, 2012**

NOTE 2 - SUMMARY OF SIGNIFICANT ACCOUNTING POLICIES - (Continued)

Fund Financial Statements - Fund financial statements report detailed information about the District. The focus of governmental fund financial statements is on major funds rather than reporting funds by type. Each major fund is presented in a separate column, and all nonmajor funds are aggregated into one column. Fiduciary funds are reported by fund type.

All governmental funds are accounted for using a flow of current financial resources measurement focus. With this measurement focus, only current assets and current liabilities generally are included on the balance sheet. The statement of revenues, expenditures and changes in fund balances reports on the sources (i.e., revenues and other financing sources) and uses (i.e., expenditures and other financing uses) of current financial resources. This approach differs from the manner in which the governmental activities of the government-wide financial statements are prepared. Governmental fund financial statements therefore include a reconciliation with brief explanations to better identify the relationship between the government-wide statements and the statements for governmental funds.

Like the government-wide statements, the private-purpose trust fund is accounted for on a flow of economic resources measurement focus. All assets and all liabilities associated with the operation of this fund are included on the statement of fund net assets. The statement of changes in fund net assets presents increases (i.e., revenues) and decreases (i.e., expenses) in net total assets.

Agency funds do not report a measurement focus as they do not report operations.

D. Basis of Accounting

Basis of accounting determines when transactions are recorded in the financial records and reported on the financial statements. Government-wide financial statements are prepared using the accrual basis of accounting. Governmental funds use the modified accrual basis of accounting. Fiduciary funds also use the accrual basis of accounting.

Revenues - Exchange and Non-exchange Transactions - Revenue resulting from exchange transactions, in which each party gives and receives essentially equal value, is recorded on the accrual basis when the exchange takes place. On a modified accrual basis, revenue is recorded in the fiscal year in which the resources are measurable and become available. Available means that the resources will be collected within the current fiscal year or are expected to be collected soon enough thereafter to be used to pay liabilities of the current fiscal year. For the District, available means expected to be received within sixty days of fiscal year end.

Nonexchange transactions, in which the District receives value without directly giving equal value in return, include property taxes, grants, entitlements and donation. On an accrual basis, revenue from property taxes is recognized in the fiscal year for which the taxes are levied (See Note 6).

Revenue from grants, entitlements and donations is recognized in the fiscal year in which all eligibility requirements have been satisfied. Eligibility requirements include timing requirements, which specify the year when the resources are required to be used or the fiscal year when use is first permitted, matching requirements, in which the District must provide local resources to be used for a specified purpose, and expenditure requirements, in which the resources are provided to the District on a reimbursement basis. On a modified accrual basis, revenue from nonexchange transactions must also be available before it can be recognized.

**SYLVANIA CITY SCHOOL DISTRICT
LUCAS, COUNTY**

NOTES TO THE BASIC FINANCIAL STATEMENTS
FOR THE FISCAL YEAR ENDED JUNE 30, 2012

NOTE 2 - SUMMARY OF SIGNIFICANT ACCOUNTING POLICIES - (Continued)

Under the modified accrual basis, the following revenue sources are considered to be both measurable and available at fiscal year-end: property taxes available as an advance, interest, tuition, grants, and student fees.

Unearned Revenue and Deferred Revenue - Unearned revenue and deferred revenue arise when assets are recognized before revenue recognition criteria have been satisfied.

Property taxes for which there is an enforceable legal claim as of June 30, 2012, but which were levied to finance fiscal year 2013 operations, and other revenues received in advance of the fiscal year for which they are intended to finance, have been recorded as unearned revenue. Grants and entitlements received before the eligibility requirements are met and delinquent property taxes due at June 30, 2012 are recorded as deferred revenue.

On governmental fund financial statements, receivables that will not be collected within the available period have been reported as deferred revenue.

Expenses/Expenditures - On the accrual basis of accounting, expenses are recognized at the time they are incurred. The entitlement value of donated commodities received during the year is reported in the statement of revenues, expenditures and changes in fund balances as an expenditure with a like amount reported as intergovernmental revenue.

The measurement focus of governmental fund accounting is on decreases in net financial resources (expenditures) rather than expenses. Expenditures are generally recognized in the accounting period in which the related fund liability is incurred, if measurable. Allocations of cost, such as depreciation and amortization, are not recognized in governmental funds.

E. Budgets

The budgetary process is prescribed by provisions of the Ohio Revised Code and entails the preparation of budgetary documents within an established timetable. The major documents prepared are the tax budget, the certificate of estimated resources, and the appropriation resolution, all of which are prepared on the budgetary basis of accounting. The Certificate of Estimated Resources and the Appropriations Resolution are subject to amendment throughout the year with the legal restriction that appropriations cannot exceed estimated resources, as certified. All funds, other than agency funds, are legally required to be budgeted and appropriated. The legal level of budgetary control has been established by the Board of Education at the first digit object level within the general, debt service and permanent improvement funds and at the fund level for all other funds. Any budgetary modifications at these levels may only be made by resolution of the Board of Education.

Tax Budget:

Prior to January 15, the Superintendent and Treasurer submit to the Board of Education a proposed operating budget for the fiscal year commencing the following July 1. The budget includes proposed expenditures and the means of financing for all funds. Public hearings are publicized and conducted to obtain taxpayers' comments. The express purpose of this budget document is to reflect the need for existing (or increased) tax rates. By no later than January 20, the Board-adopted budget is filed with the Lucas County Budget Commission for rate determination.

**SYLVANIA CITY SCHOOL DISTRICT
LUCAS, COUNTY**

**NOTES TO THE BASIC FINANCIAL STATEMENTS
FOR THE FISCAL YEAR ENDED JUNE 30, 2012**

NOTE 2 - SUMMARY OF SIGNIFICANT ACCOUNTING POLICIES - (Continued)

Estimated Resources:

By April 1, the Board of Education accepts, by formal resolution, the tax rates as determined by the Budget Commission and receives the Commissions' certificate of estimated resources, which states the projected revenue of each fund. Prior to June 30, the District must revise its budget so that total contemplated expenditures from any fund during the ensuing year will not exceed the amount stated in the certificate of estimated resources. The revised budget then serves as the basis for the appropriation measure. On or about July 1, the certificate is amended to include any unencumbered cash balances from the preceding year. The certificate may be further amended during the year if projected increases or decreases in revenue are identified by the District Treasurer. The amounts reported as the original budgeted amounts in the budgetary statements reflect the amounts from the certificate of estimated resources that was in effect at the time the original permanent appropriations covering the entire fiscal year were passed by the Board of Education. The amounts reported as the final budgeted amounts in the budgetary statements reflect the amounts from the certificate of amended resources that was in effect at the time the final appropriations were passed by the Board of Education.

Appropriations:

Upon receipt from the County Auditor of an amended certificate of estimated resources based on final assessed values and tax rates or a certificate saying no new certificate is necessary, the annual appropriation resolution is enacted by the Board of Education. Prior to the passage of the annual appropriation measure, the Board may pass a temporary appropriation measure to meet the ordinary expenses of the District. The appropriation resolution, at the first digit object level within the general, debt service and permanent improvement funds and at the fund level for all funds, must be within the estimated resources as certified by the County Budget Commission and the total of expenditures may not exceed the appropriation totals at any level of control. Any revisions that alter the level of budgetary control must be approved by the Board of Education.

The Board may pass supplemental fund appropriations so long as the total appropriations by fund do not exceed the amounts set forth in the most recent certificate of estimated resources. During the year, all supplemental appropriations were legally enacted.

The appropriation resolution is subject to amendment by the Board throughout the year with the restriction that appropriations may not exceed estimated revenues. The amounts reported as the original budget amounts reflect the first appropriation for that fund covering the entire fiscal year, including amounts automatically carried over from the prior year. The amounts reported as the final budgeted amounts represent the final appropriation amounts passed by the Board during the year.

Lapsing of Appropriations:

Unencumbered appropriations lapse at year end. Encumbered appropriations are carried forward to the succeeding fiscal year and need not be reappropriated. Cash disbursements plus encumbrances may not legally exceed budgeted appropriations at the legal level of control.

**SYLVANIA CITY SCHOOL DISTRICT
LUCAS, COUNTY**

**NOTES TO THE BASIC FINANCIAL STATEMENTS
FOR THE FISCAL YEAR ENDED JUNE 30, 2012**

NOTE 2 - SUMMARY OF SIGNIFICANT ACCOUNTING POLICIES - (Continued)

F. Cash and Investments

To improve cash management, cash received by the District is pooled. Monies for all funds are maintained in this pool. Individual fund integrity is maintained through the District's records. Each fund's interest in the pool is presented as "equity in pooled cash and investments" on the basic financial statements.

During fiscal year 2012, investments were limited to Federal Home Loan Bank (FHLB) bonds, Federal National Mortgage Association (FNMA) bonds, Federal Home Loan Mortgage Corporation (FHLMC) bonds, FHLB discount notes, FHLMC discount notes, U.S. Government money market mutual funds, and investments in the State Treasury Asset Reserve of Ohio (STAR Ohio). These investments are reported at fair value, which is based on quoted market prices.

The District has invested funds in STAR Ohio during fiscal year 2012. STAR Ohio is an investment pool managed by the State Treasurer's Office, which allows governments within the state to pool their funds for investment purposes. STAR Ohio is not registered with the SEC as an investment company, but does operate in a manner consistent with Rule 2a7 of the Investment Company Act of 1940. Investments in STAR Ohio are valued at STAR Ohio's shares prices which is the price the investment could be sold for on June 30, 2012.

Under existing Ohio statutes all investment earnings are assigned to the general fund unless statutorily required to be credited to a specific fund or the Board of Education has, by resolution, specified the funds to receive an allocation of interest earnings. Interest revenue credited to the general fund during fiscal year 2012 amounted to \$11,005, which includes \$3,409 assigned from other District funds.

For presentation on the basic financial statements, investments purchased by the cash management pool and investments with original maturities of three months or less at the time they are purchased by the District are considered to be cash equivalents. Investments with an initial maturity of more than three months are reported as investments.

An analysis of the District's investment account at fiscal year end is provided in Note 4.

G. Inventory

On government-wide and fund financial statements, purchased inventories are presented at the lower of cost or market and donated commodities are presented at their entitlement value. Inventories are recorded on a first-in, first-out basis and are expensed when received. Inventories are accounted for using the purchase method on the fund statements and using the consumption method on the government-wide statements.

On the fund financial statements, reported materials and supplies inventory is equally offset by nonspendable fund balance in the governmental funds which indicates that it does not constitute available spendable resources even though it is a component of net current assets.

Inventory consists of expendable supplies held for consumption, donated food and purchased food.

**SYLVANIA CITY SCHOOL DISTRICT
LUCAS, COUNTY**

NOTES TO THE BASIC FINANCIAL STATEMENTS
FOR THE FISCAL YEAR ENDED JUNE 30, 2012

NOTE 2 - SUMMARY OF SIGNIFICANT ACCOUNTING POLICIES - (Continued)

H. Capital Assets

General capital assets are those assets specifically related to governmental activities. These assets result from expenditures in the governmental funds. These assets are reported in the governmental activities column of the government-wide statement of net assets, but are not reported in the fund financial statements.

All capital assets are capitalized at cost (or estimated historical cost) and updated for additions and retirements during the year. Donated capital assets are recorded at their fair market values as of the date received. The District maintains a capitalization threshold of \$5,000. The District does not possess any infrastructure. Improvements are capitalized; the costs of normal maintenance and repairs that do not add to the value of the asset or materially extend an asset's life are not.

All reported capital assets except land and construction in progress are depreciated. Improvements are depreciated over the remaining useful lives of the related capital assets. Depreciation is computed using the straight-line method over the following useful lives:

Description	Governmental Activities Estimated Lives
Land improvements	20 - 45 years
Buildings and improvements	37 - 45 years
Furniture and equipment	5 - 20 years
Vehicles	6 years

I. Interfund Balances

On fund financial statements, receivables and payables resulting from short-term interfund loans are classified as "interfund loans receivable/payable" and "loans receivable/payable". Interfund balances between governmental funds are eliminated in the governmental activities column on the statement of net assets.

J. Compensated Absences

In accordance with the provisions of GASB Statement No. 16, "Accounting for Compensated Absences", a liability for vacation leave is accrued if a) the employees' rights to payment are attributable to services already rendered; and b) it is probable that the employer will compensate the employees for the benefits through paid time off or other means, such as cash payment at termination or retirement. An accrual for earned sick leave is made to the extent that it is probable that the benefits will result in termination (severance) payments. A liability for sick leave is accrued using the vesting method; i.e., the liability is based on the sick leave accumulated at the balance sheet date by those employees who are currently eligible to receive termination (severance) payments, as well as those employees expected to become eligible in the future. For purposes of establishing a liability for sick leave on employees expected to become eligible to retire in the future, all employees age 50 or greater with at least 10 years of service; or 20 years service at any age were considered expected to become eligible to retire in accordance with GASB Statement No. 16.

**SYLVANIA CITY SCHOOL DISTRICT
LUCAS, COUNTY**

**NOTES TO THE BASIC FINANCIAL STATEMENTS
FOR THE FISCAL YEAR ENDED JUNE 30, 2012**

NOTE 2 - SUMMARY OF SIGNIFICANT ACCOUNTING POLICIES - (Continued)

The total liability for vacation and sick leave payments has been calculated using pay rates in effect at June 30, 2012, and reduced to the maximum payment allowed by labor contract and/or statute, plus any additional salary related payments.

The entire compensated absence liability is reported on the government-wide financial statements.

For governmental fund financial statements, compensated absences are recognized as liabilities and expenditures as payments come due each period upon the occurrence of employee resignations and retirements.

K. Accrued Liabilities and Long-Term Obligations

All payables, accrued liabilities and long-term obligations are reported in the government-wide financial statements.

In general, governmental fund payables and accrued liabilities that, once incurred, are paid in a timely manner and in full from current financial resources are reported as obligations of the funds. However, compensated absences that will be paid from governmental funds are reported as a liability in the fund financial statements only to the extent that they are due for payment during the current year. Bonds and notes are recognized as a liability on the fund financial statements when due.

L. Fund Balance

Fund balance is divided into five classifications based primarily on the extent to which the District is bound to observe constraints imposed upon the use of the resources in the governmental funds. The classifications are as follows:

Nonspendable - The nonspendable fund balance classification includes amounts that cannot be spent because they are not in spendable form or legally required to be maintained intact. The "not in spendable form" criterion includes items that are not expected to be converted to cash.

Restricted - Fund balance is reported as restricted when constraints are placed on the use of resources that are either externally imposed by creditors (such as through debt covenants), grantors, contributors, or laws or regulations of other governments, or imposed by law through constitutional provisions or enabling legislation.

Committed - The committed fund balance classification includes amounts that can be used only for the specific purposes imposed by a formal action (resolution) of the District Board of Education (the highest level of decision making authority). Those committed amounts cannot be used for any other purpose unless the District Board of Education removes or changes the specified use by taking the same type of action (resolution) it employed to previously commit those amounts. Committed fund balance also incorporates contractual obligations to the extent that existing resources in the fund have been specifically committed for use in satisfying those contractual requirements.

**SYLVANIA CITY SCHOOL DISTRICT
LUCAS, COUNTY**

**NOTES TO THE BASIC FINANCIAL STATEMENTS
FOR THE FISCAL YEAR ENDED JUNE 30, 2012**

NOTE 2 - SUMMARY OF SIGNIFICANT ACCOUNTING POLICIES - (Continued)

Assigned - Amounts in the assigned fund balance classification are intended to be used by the District for specific purposes but do not meet the criteria to be classified as restricted nor committed. In governmental funds other than the general fund, assigned fund balance represents the remaining amount that is not restricted or committed. In the general fund, assigned amounts represent intended uses established by policies of the District Board of Education, which includes giving the Treasurer the authority to constrain monies for intended purposes.

Unassigned - Unassigned fund balance is the residual classification for the general fund and includes all spendable amounts not contained in the other classifications. In other governmental funds, the unassigned classification is only used to report a deficit fund balance resulting from overspending for specific purposes for which amounts had been restricted, committed, or assigned.

The District applies restricted resources first when expenditures are incurred for purposes for which restricted and unrestricted (committed, assigned, and unassigned) fund balance is available. Similarly, within unrestricted fund balance, committed amounts are reduced first followed by assigned, and then unassigned amounts when expenditures are incurred for purposes for which amounts in any of the unrestricted fund balance classifications could be used.

M. Net Assets

Net assets represent the difference between assets and liabilities. Net assets invested in capital assets, net of related debt consist of capital assets, net of accumulated depreciation, reduced by the outstanding balances of any borrowings used for the acquisition, construction or improvement of those assets. Net assets are reported as restricted when there are limitations imposed on their use either through the enabling legislation or through external restrictions imposed by creditors, grantors or laws or regulations of other governments.

The District applies restricted resources first when an expense is incurred for purposes for which both restricted and unrestricted net assets are available.

N. Estimates

The preparation of the basic financial statements in conformity with GAAP requires management to make estimates and assumptions that affect the amounts reported in the basic financial statements and accompanying notes. Actual results may differ from those estimates.

O. Interfund Activity

Exchange transactions between funds are reported as revenues in the seller funds and as expenditures/expenses in the purchaser funds. Flows of cash or goods from one fund to another without a requirement for repayment are reported as interfund transfers. Interfund transfers are reported as other financing sources/uses in governmental funds. Repayments from funds responsible for particular expenditures/expenses to the funds that initially paid for them are not presented on the financial statements. Transfers between governmental funds are eliminated for reporting on the government-wide statement of activities. Interfund services provided and used are not eliminated for reporting on the government-wide statement of activities.

**SYLVANIA CITY SCHOOL DISTRICT
LUCAS, COUNTY**

**NOTES TO THE BASIC FINANCIAL STATEMENTS
FOR THE FISCAL YEAR ENDED JUNE 30, 2012**

NOTE 2 - SUMMARY OF SIGNIFICANT ACCOUNTING POLICIES - (Continued)

P. Nonpublic Schools

Within the District boundaries, St. Joseph and St. Francis schools are operated through the Toledo Catholic Diocese; and Toledo Junior, Emmanuel Baptist, and Hebrew Academy are operated as private schools. All of these schools provide instruction for grades K-8. Current state legislation provides funding to these parochial schools. These monies are received and disbursed on behalf of the parochial schools by the Treasurer of the District, as directed by the parochial school. The receipt and expenditure of these state monies by the District are reflected in a nonmajor governmental fund for financial reporting purposes.

Q. Unamortized Issuance Costs/Bond Premiums/Accounting Gain or Loss

On government-wide financial statements, issuance costs are deferred and amortized over the term of the bonds using the straight line method. Unamortized issuance costs are recorded as a separate line item on the statement of net assets.

Bond premiums are deferred and amortized over the term of the bonds using the straight line method, which approximates the effective interest method. Bond premiums are presented as an addition to the face amount of the bonds.

For bond refunds resulting in the defeasance of the debt reported in the government-wide financial statements, the difference between the reacquisition price and the net carrying amount of the old debt is deferred and amortized as a component of interest expense. This accounting gain or loss is amortized over the remaining life of the old debt or the life of the new debt, whichever is shorter, and is presented as an addition to or reduction of the face amount of the new debt.

On the governmental fund financial statements, issuance costs and bond premiums are recognized in the current period. A reconciliation between the bonds face value and the amount reported on the statement of net assets is presented in Note 10.

R. Extraordinary and Special Items

Extraordinary items are transactions or events that are both unusual in nature and infrequent in occurrence. Special items are transactions or events that are within the control of the Board of Education and that are either unusual in nature or infrequent in occurrence. Neither one of these transactions occurred during fiscal year 2012.

NOTE 3 - ACCOUNTABILITY AND COMPLIANCE

A. Change in Accounting Principles

For fiscal year 2012, the District has implemented GASB Statement No. 57, "OPEB Measurements by Agent Employers and Agent Multiple-Employer Plans", and GASB Statement No. 64, "Derivative Instruments: Application of Hedge Accounting Termination Provisions - an Amendment of GASB Statement No. 53".

**SYLVANIA CITY SCHOOL DISTRICT
LUCAS, COUNTY**

**NOTES TO THE BASIC FINANCIAL STATEMENTS
FOR THE FISCAL YEAR ENDED JUNE 30, 2012**

NOTE 3 - ACCOUNTABILITY AND COMPLIANCE - (Continued)

GASB Statement No. 57 addresses issues related to the use of the alternative measurement method and the frequency and timing of measurements by employers that participate in agent multiple-employer other postemployment benefit (OPEB) plans. The implementation of GASB Statement No. 57 did not have an effect on the financial statements of the District.

GASB Statement No. 64 clarifies the circumstances in which a hedge accounting should continue when a swap counterparty, or a swap counterparty's credit support provider, is replaced. The implementation of GASB Statement No. 64 did not have an effect on the financial statements of the District.

B. Deficit Fund Balances

Fund balances at June 30, 2012 included the following individual fund deficits:

<u>Major fund</u>	
General	\$ 982,632
<u>Nonmajor governmental funds</u>	
Miscellaneous State Grants	3,480
Adult Basic Education	4,654
IDEA Part B	143,539
Limited English Proficiency	13,559
Title I	15,843
Pre-school for the Handicapped Grant	1,102
Improving Teacher Quality	1

The general fund is liable for any deficits in these funds and provides transfers when cash is required, not when accruals occur. The deficit fund balances resulted from adjustments for accrued liabilities.

NOTE 4 - DEPOSITS AND INVESTMENTS

The District maintains a cash and investment pool used by all funds. Each fund type's portion of this pool is displayed on the financial statements as "equity in pooled cash and cash equivalents". State statutes require the classification of monies held by the District into three categories.

Active deposits are public deposits necessary to meet current demands on the treasury. Such monies must be maintained either as cash in the District treasury, in commercial accounts payable or withdrawable on demand, including negotiable order of withdrawal (NOW) accounts, or in money market deposit accounts.

Inactive deposits are public deposits the Board of Education has identified as not required for use within the current five-year period of designation of depositories. Inactive deposits must either be evidenced by certificates of deposit maturing not later than the end of the current period of designation of depositories, or by savings or deposit accounts including, but not limited to, passbook accounts.

Interim deposits are deposits of interim monies. Interim monies are those monies which are not needed for immediate use but which will be needed before the end of the current period of designation of depositories.

**SYLVANIA CITY SCHOOL DISTRICT
LUCAS, COUNTY**

**NOTES TO THE BASIC FINANCIAL STATEMENTS
FOR THE FISCAL YEAR ENDED JUNE 30, 2012**

NOTE 4 - DEPOSITS AND INVESTMENTS - (Continued)

Interim deposits must be evidenced by time certificates of deposit maturing not more than one year from the date of deposit or by savings accounts, including passbook accounts.

Interim monies may be deposited or invested in the following securities:

1. United States Treasury Notes, Bills, Bonds, or any other obligation or security issued by the United States Treasury or any other obligation guaranteed as to principal or interest by the United States;
2. Bonds, Notes, Debentures, or any other obligations or securities issued by any federal government agency or instrumentality, including but not limited to, the Federal National Mortgage Association, Federal Home Loan Bank, Federal Farm Credit Bank, Federal Home Loan Mortgage Corporation, Government National Mortgage Association, and Student Loan Marketing Association. All federal agency securities shall be direct issuances of federal government agencies or instrumentalities;
3. Written repurchase agreements in the securities listed above provided that the market value of the securities subject to the repurchase agreement must exceed the principal value of the agreement by at least 2% and be marked to market daily, and that the term of the agreement must not exceed thirty days;
4. Bonds and other obligations of the State of Ohio;
5. No-load money market mutual funds consisting exclusively of obligations described in items (1) and (2) above and repurchase agreements secured by such obligations, provided that investments in securities described in this division are made only through eligible institutions;
6. The State Treasury Asset Reserve of Ohio (STAR Ohio);
7. Certain bankers' acceptances and commercial paper notes for a period not to exceed 180 days in an amount not to exceed 25% of the interim monies available for investment at any one time; and
8. Under limited circumstances, corporate debt instruments rated in either of the two highest rating classifications by at least two nationally recognized rating agencies.

Protection of the District's deposits is provided by the Federal Deposit Insurance Corporation (FDIC), by eligible securities pledged by the finance institution as security for repayment, by surety company bonds deposited with the Treasurer by the financial institution or by a single collateral pool established by the financial institution to secure the repayment of all public monies deposited with the institution.

Investments in stripped principal or interest obligations, reverse repurchase agreements and derivatives are prohibited. The issuance of taxable notes for the purpose of arbitrage, the use of leverage and short selling are also prohibited. An investment must mature within five years from the date of purchase unless matched to a specific obligation or debt of the District, and must be purchased with the expectation that it will be held to maturity. Investments may only be made through specified dealers and institutions. Payment for investments may be made only upon delivery of the securities representing the investments to the Treasurer or qualified trustee or, if the securities are not represented by a certificate, upon receipt of confirmation of transfer from the custodian.

**SYLVANIA CITY SCHOOL DISTRICT
LUCAS, COUNTY**

NOTES TO THE BASIC FINANCIAL STATEMENTS
FOR THE FISCAL YEAR ENDED JUNE 30, 2012

NOTE 4 - DEPOSITS AND INVESTMENTS - (Continued)

A. Deposits with Financial Institutions

At June 30, 2012, the carrying amount of all District deposits was \$1,841,942. Based on the criteria described in GASB Statement No. 40, “Deposits and Investment Risk Disclosures”, as of June 30, 2012, \$2,240,732 of the District’s bank balance of \$2,740,732 was exposed to custodial risk as discussed below, while \$500,000 was covered by the Federal Deposit Insurance Corporation.

Custodial credit risk is the risk that, in the event of bank failure, the District’s deposits may not be returned. All deposits are collateralized with eligible securities in amounts equal to at least 105% of the carrying value of the deposits. Such collateral, as permitted by the Ohio Revised Code, is held in single financial institution collateral pools at Federal Reserve Banks, or at member banks of the federal reserve system, in the name of the respective depository bank and pledged as a pool of collateral against all of the public deposits it holds or as specific collateral held at the Federal Reserve Bank in the name of the District. The District has no deposit policy for custodial credit risk beyond the requirements of State statute. Although the securities were held by the pledging institutions’ trust department and all statutory requirements for the deposit of money had been followed, noncompliance with federal requirements could potentially subject the District to a successful claim by the FDIC.

B. Investments

As of June 30, 2012, the District had the following investments and maturities:

<u>Investment type</u>	<u>Fair Value</u>	Investment Maturities	
		<u>6 months or less</u>	<u>7 to 12 months</u>
FHLB bonds	\$ 3,304,948	\$ 2,000,640	\$ 1,304,308
FNMA bonds	1,326,087	1,326,087	-
FHLMC bonds	1,001,160	1,001,160	-
FHLB discount notes	1,612,984	1,612,984	-
FHLMC discount notes	1,000,000	1,000,000	-
U.S. government money market mutual fund	61,328	61,328	-
STAR Ohio	<u>8,838,265</u>	<u>8,838,265</u>	<u>-</u>
Total	<u>\$ 17,144,772</u>	<u>\$ 15,840,464</u>	<u>\$ 1,304,308</u>

Interest Rate Risk: As a means of limiting its exposure to fair value losses arising from rising interest rates and according to state law, the District’s investment policy limits investment portfolio maturities to five years or less. State law and the District policy requires that repurchase agreements cannot exceed thirty (30) days. In addition, securities subject to repurchase agreements must exceed the principal value by greater or equal to two (2) percent.

**SYLVANIA CITY SCHOOL DISTRICT
LUCAS, COUNTY**

NOTES TO THE BASIC FINANCIAL STATEMENTS
FOR THE FISCAL YEAR ENDED JUNE 30, 2012

NOTE 4 - DEPOSITS AND INVESTMENTS - (Continued)

Credit Risk: The Districts' investments in federal agency securities were rated AA+ and Aaa by Standard & Poor's and Moody's Investor Services, respectively. STAR Ohio must maintain the highest letter or numerical rating provided by at least one nationally recognized standard service. Standard & Poor's has assigned STAR Ohio an AAAM money market rating. The District's U.S. government money market mutual fund was rated AAAM by Standard & Poor's. The District's investment policy does not specifically address credit risk beyond the adherence to Chapter 135 of the Ohio Revised Code, of which all relevant provisions are described previously in this note disclosure (Note 4).

Custodial Credit Risk: For an investment, custodial credit risk is the risk that, in the event of the failure of the counterparty, the District will not be able to recover the value of its investments or collateral securities that are in the possession of an outside party. The federal agency securities are exposed to custodial credit risk in that they are uninsured, unregistered and held by the counterparty's trust department or agent, but not in the District's name. The District has no investment policy dealing with investment custodial risk beyond the requirement in State statute that prohibits payment for investments prior to the delivery of the securities representing such investments to the treasurer or qualified trustee.

Concentration of Credit Risk: The District's investment policy places no limit on the amount that may be invested in any one issuer. The following table includes the percentage of each investment type held by the District at June 30, 2012:

<u>Investment type</u>	<u>Fair Value</u>	<u>% of Total</u>
FHLB bonds	\$ 3,304,948	19.28
FNMA bonds	1,326,087	7.73
FHLMC bonds	1,001,160	5.84
FHLB discount notes	1,612,984	9.41
FHLMC discount notes	1,000,000	5.83
U.S. government money market mutual fund	61,328	0.36
STAR Ohio	<u>8,838,265</u>	<u>51.55</u>
Total	<u>\$ 17,144,772</u>	<u>100.00</u>

**SYLVANIA CITY SCHOOL DISTRICT
LUCAS, COUNTY**

NOTES TO THE BASIC FINANCIAL STATEMENTS
FOR THE FISCAL YEAR ENDED JUNE 30, 2012

NOTE 4 - DEPOSITS AND INVESTMENTS - (Continued)

C. Reconciliation of cash and investments to the statement of net assets

The following is a reconciliation of cash and investments as reported in the note above to cash and investments as reported above on the statement of net assets as of June 30, 2012:

<u>Cash and investments per note</u>	
Carrying amount of deposits	\$ 1,841,942
Investments	<u>17,144,772</u>
Total	<u>\$ 18,986,714</u>
 <u>Cash and investments per statement of net assets</u>	
Governmental activities	\$ 18,868,229
Private-purpose trust fund	13,815
Agency fund	<u>104,670</u>
Total	<u>\$ 18,986,714</u>

NOTE 5 - INTERFUND TRANSACTIONS

A. Interfund loans receivable/payable consisted of the following at June 30, 2012, as reported on the fund statements:

<u>Receivable fund</u>	<u>Payable fund</u>	<u>Amount</u>
General	Nonmajor governmental funds	<u>\$ 131,989</u>

The primary purpose of the interfund balances is to cover costs in specific funds where revenues were not received by June 30. These interfund balances will be repaid once the anticipated revenues are received. Interfund balances between governmental funds are eliminated on the government-wide financial statements.

B. Interfund transfers for the fiscal year ended June 30, 2012, consisted of the following, as reported on the fund statements:

Transfers from general fund to:	
Nonmajor governmental funds	<u>\$ 930</u>

Interfund transfers represent the use of unrestricted revenues collected in the general fund that are used to finance various programs accounted for in other funds in accordance with budgetary authorizations. The transfers from the general fund supported food service operations.

Interfund transfers between governmental funds are eliminated for reporting on the statement of activities. All transfers were made in compliance with Ohio Revised Code Sections 5705.14, 5705.15 and 5705.16.

**SYLVANIA CITY SCHOOL DISTRICT
LUCAS, COUNTY**

**NOTES TO THE BASIC FINANCIAL STATEMENTS
FOR THE FISCAL YEAR ENDED JUNE 30, 2012**

NOTE 5 - INTERFUND TRANSACTIONS - (Continued)

C. Loans receivable/payable consisted of the following at June 30, 2012, as reported on the fund statements:

<u>Receivable fund</u>	<u>Payable fund</u>	<u>Amount</u>
General	Agency	<u>\$ 537</u>

During fiscal 2012, the District loaned \$537 from the general fund to the Student Managed Activities agency fund. The primary purpose of the loan is to cover costs in the Student Managed Activities agency fund where revenues were not received by June 30. This loan will be repaid once the anticipated revenues are received which is expected to be in fiscal year 2013.

NOTE 6 - PROPERTY TAXES

Property taxes are levied and assessed on a calendar year basis while the District fiscal year runs from July through June. First half tax collections are received by the District in the second half of the fiscal year. Second half tax distributions occur in the first half of the following fiscal year.

Property taxes include amounts levied against all real property and public utility property. Real property tax revenues received in calendar year 2012 represent the collection of calendar year 2011 taxes. Real property taxes received in calendar year 2012 were levied after April 1, 2011, on the assessed values as of January 1, 2011, the lien date. Assessed values for real property taxes are established by State statute at 35 percent of appraised market value. Real property taxes are payable annually or semiannually. If paid annually, payment is due December 31; if paid semiannually, the first payment is due December 31, with the remainder payable by June 20. Under certain circumstances, State statute permits alternate payment dates to be established. Public utility property tax revenues received in calendar year 2012 represent the collection of calendar year 2011 taxes. Public utility real and tangible personal property taxes received in calendar year 2012 became a lien on December 31, 2010, were levied after April 1, 2011, and are collected with real property taxes. Public utility real property is assessed at 35 percent of true value; public utility tangible personal property is currently assessed at varying percentages of true value.

The District receives property taxes from Lucas County. The County Auditor periodically advances to the District its portion of the taxes collected. Second-half real property tax payments collected by the County by June 30, 2012, are available to finance fiscal year 2012 operations. The amount available as an advance at June 30, 2012 was \$1,994,945 in the general fund, \$259,129 in the debt service fund and \$13,273 in the permanent improvement fund (a nonmajor governmental fund). This amount is recorded as revenue. The amount available for advance at June 30, 2011 was \$1,711,398 in the general fund, \$262,734 in the debt service fund and \$13,028 in the permanent improvement fund (a nonmajor governmental fund). The amount of second-half real property taxes available for advance at fiscal year-end can vary based on the date the tax bills are sent.

Accrued property taxes receivable includes real property, public utility property and delinquent tangible personal property taxes which are measurable as of June 30, 2012 and for which there is an enforceable legal claim. Although total property tax collections for the next fiscal year are measurable, only the amount of real property taxes available as an advance at June 30 was levied to finance current fiscal year operations and is reported as revenue at fiscal year end. The portion of the receivable not levied to finance current fiscal year operations is offset by a credit to unearned revenue.

**SYLVANIA CITY SCHOOL DISTRICT
LUCAS, COUNTY**

NOTES TO THE BASIC FINANCIAL STATEMENTS
FOR THE FISCAL YEAR ENDED JUNE 30, 2012

NOTE 6 - PROPERTY TAXES - (Continued)

On the accrual basis of accounting, collectible delinquent property taxes have been recorded as a receivable and revenue, while on a modified accrual basis of accounting the revenue has been deferred.

The assessed values upon which the fiscal year 2012 taxes were collected are:

	2011 Second Half Collections		2012 First Half Collections	
	<u>Amount</u>	<u>Percent</u>	<u>Amount</u>	<u>Percent</u>
Agricultural/residential and other real estate	\$ 1,434,631,250	98.80	\$ 1,429,020,350	98.74
Public utility personal	<u>17,370,810</u>	<u>1.20</u>	<u>18,166,960</u>	<u>1.26</u>
Total	<u>\$ 1,452,002,060</u>	<u>100.00</u>	<u>\$ 1,447,187,310</u>	<u>100.00</u>
Tax rate per \$1,000 of assessed valuation	\$78.30		\$83.00	

NOTE 7 - RECEIVABLES

Receivables at June 30, 2012 consisted of taxes, loans, accrued interest, accounts (billings for user charged services and student fees), and intergovernmental grants and entitlements. All receivables are considered collectible in full due to the ability to foreclose for the nonpayment of taxes, the stable condition of State programs and the current year guarantee of federal funds. A summary of the principal items of receivables reported on the statement of net assets follows:

Governmental Activities	
Property taxes	\$ 64,095,172
Payments in lieu of taxes	339,406
Accounts	35,015
Accrued interest	2,814
Loans	537
Intergovernmental	<u>606,225</u>
Total	<u>\$ 65,079,169</u>

Receivables have been disaggregated on the face of the basic financial statements. All receivables are expected to be collected within the subsequent year.

**SYLVANIA CITY SCHOOL DISTRICT
LUCAS, COUNTY**

NOTES TO THE BASIC FINANCIAL STATEMENTS
FOR THE FISCAL YEAR ENDED JUNE 30, 2012

NOTE 8 - CAPITALIZED LEASES - LESSEE DISCLOSURE

During fiscal year 2012, the District entered into a capital lease agreement for a mower. In prior fiscal years, the entered into a capital lease agreements for copiers and vehicles. These leases meet the criteria of a capital lease as defined by FASB Statement No. 13, “Accounting for Leases”, which defines a capital lease generally as one which transfers benefits and risks of ownership to the lessee at the conclusion of the lease term.

Capital lease payments have been reclassified and are reflected as debt service expenditures in the statement of revenues, expenditures and changes in fund balances - governmental funds. These expenditures are reflected as program/function expenditures on a budgetary basis. Capital assets acquired by the leases have been capitalized in the amount of \$760,224, which represents the present value of the future minimum lease payments at the time of acquisition. Accumulated depreciation as of June 30, 2012 was \$667,033, leaving a current book value of \$93,191.

A corresponding liability was recorded on the statement of net assets. Principal payments in the 2012 fiscal year totaled \$164,340. Of this amount, \$141,112 and \$23,228 is reflected as debt service principal retirement in the general fund and permanent improvement fund (a nonmajor governmental fund), respectively. The principal payments are reported as a reduction to the long-term liabilities reported on the statement of net assets. The following is a schedule of the future minimum lease payments required under the capital leases and the present value of the future minimum lease payments as of June 30, 2012:

<u>Year Ending June 30</u>	<u>Amount</u>
2013	\$ 23,658
2014	12,834
2015	<u>12,834</u>
Total minimum lease payment	49,326
Less: amount representing interest	<u>(331)</u>
Present value of minimum lease payments	<u><u>\$ 48,995</u></u>

**SYLVANIA CITY SCHOOL DISTRICT
LUCAS, COUNTY**

NOTES TO THE BASIC FINANCIAL STATEMENTS
FOR THE FISCAL YEAR ENDED JUNE 30, 2012

NOTE 9 - CAPITAL ASSETS

Capital asset activity for the fiscal year ended June 30, 2012, was as follows:

	<u>Balance</u> 06/30/11	<u>Additions</u>	<u>Deductions</u>	<u>Balance</u> 06/30/12
Governmental activities:				
<i>Capital assets, not being depreciated:</i>				
Land	\$ 2,421,246	\$ -	\$ -	\$ 2,421,246
Construction in progress	<u>29,225,947</u>	<u>11,475,244</u>	<u>(28,036,336)</u>	<u>12,664,855</u>
Total capital assets, not being depreciated	<u>31,647,193</u>	<u>11,475,244</u>	<u>(28,036,336)</u>	<u>15,086,101</u>
<i>Capital assets, being depreciated:</i>				
Land improvements	7,250,571	-	-	7,250,571
Building and improvements	85,300,796	28,036,336	-	113,337,132
Furniture and equipment	4,170,206	10,786	-	4,180,992
Vehicles	<u>6,472,901</u>	<u>220,516</u>	<u>(408,358)</u>	<u>6,285,059</u>
Total capital assets, being depreciated	<u>103,194,474</u>	<u>28,267,638</u>	<u>(408,358)</u>	<u>131,053,754</u>
<i>Less: accumulated depreciation</i>				
Land improvements	(3,313,947)	(303,435)	-	(3,617,382)
Building and improvements	(24,152,366)	(2,824,074)	-	(26,976,440)
Furniture and equipment	(3,581,497)	(217,479)	-	(3,798,976)
Vehicles	<u>(4,836,162)</u>	<u>(539,616)</u>	<u>408,358</u>	<u>(4,967,420)</u>
Total accumulated depreciation	<u>(35,883,972)</u>	<u>(3,884,604)</u>	<u>408,358</u>	<u>(39,360,218)</u>
Governmental activities capital assets, net	<u>\$ 98,957,695</u>	<u>\$ 35,858,278</u>	<u>\$(28,036,336)</u>	<u>\$106,779,637</u>

Depreciation expense was charged to governmental functions as follows:

<u>Instruction:</u>	
Regular	\$1,611,056
Special	132,889
Vocational	199,753
<u>Support Services:</u>	
Pupil	10,258
Instructional staff	125,476
Administration	131,404
Fiscal	13,016
Operations and maintenance	465,499
Pupil transportation	511,405
Central	2,965
<u>Operation of non-instructional services:</u>	
Food service operations	202,997
Other of non-instructional services	5,327
Extracurricular activities	<u>472,559</u>
Total depreciation expense	<u>\$3,884,604</u>

**SYLVANIA CITY SCHOOL DISTRICT
LUCAS, COUNTY**

**NOTES TO THE BASIC FINANCIAL STATEMENTS
FOR THE FISCAL YEAR ENDED JUNE 30, 2012**

NOTE 10 - LONG-TERM OBLIGATIONS

A. General obligation bonds are general obligations of the District for which the full faith and credit of the District is pledged for repayment. Accordingly, such unmatured obligations are reported on the statement of net assets. Payments of principal and interest relating to these liabilities are recorded as expenditures in the debt service fund. The source of payment is derived from bonded debt tax levies.

B. Series 2011 Refunding General Obligation Bonds

On September 7, 2011, the District issued general obligation bonds (Series 2011 Refunding Bonds) to advance refund the callable of the Series 1998 refunding current interest bonds, the Series 2001 refunding current interest bonds and the Series 2002 school improvement current interest bonds. This refunded debt is considered defeased (in-substance) and accordingly, has been removed from the statement of net assets. The balance of the refunded current interest bonds at June 30, 2012, is \$9,480,000.

The refunding issue is comprised of both current interest bonds, par value \$8,615,000, and capital appreciation bonds par value \$415,000. The interest rates on the current interest bonds range from 2.00% - 4.00%. The capital appreciation bonds mature on December 1, 2014 (effective interest rate 4.55%) at a redemption price equal to 100% of the principal, plus accrued interest to the redemption date. The accreted value at maturity for the capital appreciation bond maturing December 1, 2014 is \$485,000. Total accreted interest of \$15,588 has been included in the statement of net assets at June 30, 2012.

Interest payments on the current interest bonds are due on June 1 and December 1 of each year. The final maturity stated in the issue is December 1, 2022.

The reacquisition price exceeded the net carrying amount of the old debt by \$312,919. This amount is being netted against the new debt and amortized over the remaining life of the refunded debt, which is equal to the life of the new debt issued. This advance refunding was undertaken to reduce the combined total debt service payments over the next 12 years by \$1,450,585 and resulted in an economic gain of \$1,287,438.

C. Series 2009 School Improvement General Obligation Bonds

During fiscal year 2009, the voters of the District authorized the issuance of \$78,999,981 in general obligation bonds, for the purpose of renovating and otherwise improving school facilities. These bonds will be retired from proceeds of an additional 2.89 (average) mil bonded debt tax levy.

The issue is comprised of both current interest bonds, par value \$78,220,000, and capital appreciation bonds par value \$779,981. The interest rates on the current interest bonds range from 4.835% - 5.25%. The capital appreciation bonds mature on December 1, 2017 (effective interest rate 11.517%) at a redemption price equal to 100% of the principal, plus accrued interest to the redemption date. The accreted value at maturity for the capital appreciation bond maturing December 1, 2017 is \$1,990,000. Total accreted interest of \$312,670 has been included in the statement of net assets at June 30, 2012.

Interest payments on the current interest bonds are due on June 1 and December 1 of each year. The final maturity stated in the issue is December 1, 2036.

The District had \$3,582,287 in unspent bond proceeds, net of contracts and retainage payable, at June 30, 2012.

**SYLVANIA CITY SCHOOL DISTRICT
LUCAS, COUNTY**

**NOTES TO THE BASIC FINANCIAL STATEMENTS
FOR THE FISCAL YEAR ENDED JUNE 30, 2012**

NOTE 10 - LONG-TERM OBLIGATIONS - (Continued)

D. Series 2006 Refunding General Obligation Bonds

On December 27, 2006, the District issued general obligation bonds (Series 2006 Refunding Bonds) to advance refund the callable of the Series 2001 and Series 2002 school improvement current interest bonds. This refunded debt is considered defeased (in-substance) and accordingly, has been removed from the statement of net assets. The balance of the refunded current interest bonds at June 30, 2012, is \$8,249,990.

The refunding issue is comprised of both current interest bonds, par value \$8,315,000, and capital appreciation bonds par value \$509,990. The interest rates on the current interest bonds range from 3.75% - 4.00%. The capital appreciation bonds mature on December 1, 2014 (effective interest rate 11.8708%) and December 1, 2015 (effective interest rate 16.0366%) at a redemption price equal to 100% of the principal, plus accrued interest to the redemption date. The accreted value at maturity for the capital appreciation bond maturing December 1, 2014 is \$580,000. The accreted value at maturity for the capital appreciation bond maturing December 1, 2015 is \$1,100,000. Total accreted interest of \$565,919 has been included in the statement of net assets at June 30, 2012.

Interest payments on the current interest bonds are due on June 1 and December 1 of each year. The final maturity stated in the issue is December 1, 2021.

The reacquisition price exceeded the net carrying amount of the old debt by \$597,320. This amount is being netted against the new debt and amortized over the remaining life of the refunded debt, which is equal to the life of the new debt issued.

E. Series 2002 School Improvement Bonds

During fiscal 2002, the District issued \$8,000,000 in general obligation bonds to provide financing for renovations and otherwise improving school facilities. On December 27, 2006, the District advance refunded \$4,740,000 of these bonds with proceeds from the Series 2006 refunding bonds (see Note 10.D). On September 7, 2011, the District advance refunded \$475,000 of these bonds with proceeds from the Series 2011 refunding bonds (see Note 10.B). The balance of the remaining Series 2002 improvements bonds was \$820,000 at June 30, 2012 and the final maturity date is December 1, 2013.

F. Series 2001 Refunding General Obligation Bonds

On September 1, 2001, the District issued general obligation bonds (Series 2001 Refunding Bonds) to refund the Series 1995 School Improvement General Obligation Bonds (principal \$13,875,000; interest rate 5.85%, stated maturity December 1, 2022).

The refunding issue is comprised of both current interest bonds, par value \$13,555,000, and capital appreciation bonds par value \$319,978. On September 7, 2011, the District advance refunded the remaining balance of the Series 2001 refunding current interest bonds (\$7,955,000) with proceeds from the Series 2011 refunding bonds (see Note 10.B). There were no remaining Series 2001 refunding current interest bonds at June 30, 2012. The capital appreciation bonds mature on December 1, 2012, December 1, 2013, and December 1, 2014, at a redemption price equal to 100% of the principal, plus accrued interest to the redemption date. The effective interest rate on the capital appreciation bonds is 19.117%. The accreted value at maturity for each capital appreciation bond is \$985,000. Total accreted interest of \$1,952,129 has been included in the statement of net assets at June 30, 2012.

**SYLVANIA CITY SCHOOL DISTRICT
LUCAS, COUNTY**

**NOTES TO THE BASIC FINANCIAL STATEMENTS
FOR THE FISCAL YEAR ENDED JUNE 30, 2012**

NOTE 10 - LONG-TERM OBLIGATIONS - (Continued)

G. Series 2001 School Improvement General Obligation Bonds

During fiscal 2001, the voters of the District authorized the issuance of \$20,750,000 in general obligation bonds, for the purpose of renovating and otherwise improving school facilities. These bonds will be retired from proceeds of an additional 1.34 (average) mil bonded debt tax levy.

On December 27, 2006, the District advance refunded \$4,085,000 of the current interest bonds (see Note 10.D). On December 1, 2011, the District made the final principal payment of \$400,000 on the current interest bonds. There were no remaining Series 2001 school improvement current interest bonds at June 30, 2012. The capital appreciation bonds, par value \$109,999, mature on December 1, 2012 (effective interest 12.0366%) at a redemption price equal to 100% of the principal, plus accrued interest to the redemption date. The accreted value at maturity for the capital appreciation bonds is \$425,000. Total accreted interest of \$290,875 has been included in the statement of net assets at June 30, 2012.

Interest payments on the current interest bonds were due on June 1 and December 1 of each year. The current interest bonds matured December 1, 2011.

H. Series 1998 Refunding General Obligation Bonds

On February 10, 1998, the District issued general obligation bonds (Series 1998 Refunding Bonds) to advance refund the callable portion of the Series 1992 School Improvement General Obligation Bonds (principal \$1,760,000; interest rate 6.60%; stated maturity June 1, 2016). The \$1,922,835 issuance proceeds were used to purchase securities which were placed in an irrevocable trust, which will provide resources for all future debt service payments on the refunded debt, which was called for redemption on June 1, 2002, at a cost of 102% of par value, plus accrued interest.

The refunding issue is comprised of both current interest bonds, par value \$1,670,000, and capital appreciation bonds, par value \$89,772. On September 7, 2011, the District advance refunded the remaining balance of the Series 2001 refunding current interest bonds (\$1,050,000) with proceeds from the Series 2011 refunding bonds (see Note 10.B). There were no remaining Series 1998 refunding current interest bonds at June 30, 2012. Certain capital appreciation bonds matured on June 1, 2012 (effective interest 14.765%) at an accreted value of \$345,000. The District has additional capital appreciation bonds that are scheduled to mature on June 1, 2013 (effective interest 14.818%) at a redemption price equal to 100% of the principal, plus accrued interest to the redemption date. The accreted value at maturity for the capital appreciation bond maturing June 1, 2013 is \$345,000. Total accreted interest of \$258,834 has been included in the statement of net assets at June 30, 2012.

I. Other Long-Term Obligations

Compensated absences: The liability for compensated absences will be paid from the fund from which the employee was paid. For the District, this is primarily the general fund.

Capital Lease Obligation: The capital lease obligations are described in Note 8.

**SYLVANIA CITY SCHOOL DISTRICT
LUCAS, COUNTY**

NOTES TO THE BASIC FINANCIAL STATEMENTS
FOR THE FISCAL YEAR ENDED JUNE 30, 2012

NOTE 10 - LONG-TERM OBLIGATIONS - (Continued)

J. During fiscal year 2012, the following changes occurred in governmental activities long-term obligations:

	<u>Balance Outstanding 06/30/11</u>	<u>Additions</u>	<u>Deletions</u>	<u>Balance Outstanding 06/30/12</u>	<u>Amount Due in One Year</u>
<u>General Obligation Bonds:</u>					
Series 1998, Refunding					
Current Interest Bonds - 4.95%	\$ 1,050,000	\$ -	\$ (1,050,000)	\$ -	\$ -
Series 1998, Refunding					
Capital Appreciation Bonds					
14.7915% (average effective)					
06/01/12 and 06/01/13 maturity	89,772	-	(48,131)	41,641	41,641
Series 1998, Refunding					
Capital Appreciation Bonds					
Accreted Interest	472,539	83,164	(296,869)	258,834	258,834
Series 2001, Improvement					
Current Interest Bonds - 5.30%	400,000	-	(400,000)	-	-
Series 2001, Improvement					
Capital Appreciation Bonds					
12.0366% (average effective)					
12/01/12 maturity	109,999	-	-	109,999	109,999
Series 2001, Improvement					
Capital Appreciation Bonds					
Accreted interest	246,654	44,221	-	290,875	290,875
Series 2001, Refunding					
Current Interest Bonds - 2.60%-5.00%	8,735,000	-	(8,735,000)	-	-
Series 2001, Refunding					
Capital Appreciation Bonds					
19.117% (average effective)					
12/01/12 and 12/01/14 maturity	319,978	-	-	319,978	126,612

**SYLVANIA CITY SCHOOL DISTRICT
LUCAS, COUNTY**

NOTES TO THE BASIC FINANCIAL STATEMENTS
FOR THE FISCAL YEAR ENDED JUNE 30, 2012

NOTE 10 - LONG-TERM OBLIGATIONS - (Continued)

	<u>Balance Outstanding 06/30/11</u>	<u>Additions</u>	<u>Deletions</u>	<u>Balance Outstanding 06/30/12</u>	<u>Amount Due in One Year</u>
<u>General Obligation Bonds (continued):</u>					
Series 2001, Refunding					
Capital Appreciation Bonds					
Accreted interest	\$ 1,572,954	\$ 379,175	\$ -	\$ 1,952,129	\$ 772,449
Series 2002, Improvement					
Current Interest Bonds					
2.25% - 5.375%					
12/01/13 maturity	1,630,000	-	(810,000)	820,000	390,000
Series 2006, Refunding					
Current Interest Bonds					
3.75% - 4.00%					
12/01/21 maturity	7,865,000	-	(125,000)	7,740,000	125,000
Series 2006, Refunding					
Capital Appreciation Bonds					
14.449% (average effective)					
12/01/14 and 12/01/15 maturity	509,990	-	-	509,990	-
Series 2006, Refunding					
Capital Appreciation Bonds					
Accreted interest	426,938	138,981	-	565,919	-
Series 2009, Improvement					
Current Interest Bonds					
4.835% - 5.25%					
12/01/36 maturity	75,260,000	-	(850,000)	74,410,000	1,220,000
Series 2009, Improvement					
Capital Appreciation Bonds					
11.517% (average effective)					
12/01/17 maturity	779,981	-	-	779,981	-

**SYLVANIA CITY SCHOOL DISTRICT
LUCAS, COUNTY**

NOTES TO THE BASIC FINANCIAL STATEMENTS
FOR THE FISCAL YEAR ENDED JUNE 30, 2012

NOTE 10 - LONG-TERM OBLIGATIONS - (Continued)

	Balance Outstanding <u>06/30/11</u>	<u>Additions</u>	<u>Deletions</u>	Balance Outstanding <u>06/30/12</u>	Amount Due in <u>One Year</u>
<u>General Obligation Bonds (continued):</u>					
Series 2009, Improvement Capital Appreciation Bonds					
Accreted interest	\$ 199,828	\$ 112,842	\$ -	\$ 312,670	\$ -
Series 2011, Refunding Current Interest Bonds 2.00% - 4.00%					
12/01/22 maturity	-	8,615,000	(145,000)	8,470,000	135,000
Series 2011, Refunding Capital Appreciation Bonds 4.55% (average effective)					
12/01/14 maturity	-	415,000	-	415,000	-
Series 2011, Refunding Capital Appreciation Bonds					
Accreted interest	-	15,588	-	15,588	-
Total, general obligation bonds	<u>99,668,633</u>	<u>9,803,971</u>	<u>(12,460,000)</u>	<u>97,012,604</u>	<u>3,470,410</u>
<u>Other Obligations:</u>					
Capital lease	162,312	51,023	(164,340)	48,995	23,486
Compensated absences	<u>10,903,359</u>	<u>1,051,008</u>	<u>(986,501)</u>	<u>10,967,866</u>	<u>1,988,865</u>
Total, other obligations	<u>11,065,671</u>	<u>1,102,031</u>	<u>(1,150,841)</u>	<u>11,016,861</u>	<u>2,012,351</u>
Total, all governmental activities long-term liabilities	110,734,304	<u>\$ 10,906,002</u>	<u>\$ (13,610,841)</u>	108,029,465	<u>\$ 5,482,761</u>
Add: Unamortized bond premiums	1,515,781			2,292,448	
Less: Unamortized deferred amounts on refundings	<u>(418,125)</u>			<u>(668,044)</u>	
Total on statement of net assets	<u>\$ 111,831,960</u>			<u>\$ 109,653,869</u>	

**SYLVANIA CITY SCHOOL DISTRICT
LUCAS, COUNTY**

NOTES TO THE BASIC FINANCIAL STATEMENTS
FOR THE FISCAL YEAR ENDED JUNE 30, 2012

NOTE 10 - LONG-TERM OBLIGATIONS - (Continued)

K. Principal and interest requirements to retire general obligation school improvement bonds and general obligation refunding bonds outstanding at June 30, 2012, are as follows:

Fiscal Year Ending June 30	Current Interest Improvement Bonds			Current Interest Refunding Bonds		
	Principal	Interest	Total	Principal	Interest	Total
2013	\$ 1,610,000	\$ 3,599,557	\$ 5,209,557	\$ 260,000	\$ 602,463	\$ 862,463
2014	1,680,000	3,549,400	5,229,400	690,000	586,900	1,276,900
2015	1,360,000	3,503,788	4,863,788	370,000	636,487	1,006,487
2016	1,470,000	3,463,038	4,933,038	1,255,000	548,962	1,803,962
2017	1,660,000	3,414,013	5,074,013	2,370,000	490,369	2,860,369
2018 - 2022	8,655,000	16,140,187	24,795,187	10,925,000	1,132,500	12,057,500
2023 - 2027	15,145,000	13,087,806	28,232,806	340,000	6,800	346,800
2028 - 2032	19,285,000	8,844,500	28,129,500	-	-	-
2033 - 2037	24,365,000	3,281,587	27,646,587	-	-	-
Total	\$ 75,230,000	\$ 58,883,876	\$ 134,113,876	\$ 16,210,000	\$ 4,004,481	\$ 20,214,481

Fiscal Year Ending June 30	Capital Appreciation Improvement Bonds			Capital Appreciation Refunding Bonds		
	Principal	Interest	Total	Principal	Interest	Total
2013	\$ 109,999	\$ 315,001	\$ 425,000	\$ 168,253	\$ 1,161,747	\$ 1,330,000
2014	-	-	-	105,483	879,517	985,000
2015	-	-	-	735,363	1,314,637	2,050,000
2016	-	-	-	277,510	822,490	1,100,000
2017	-	-	-	-	-	-
2018	779,981	1,210,019	1,990,000	-	-	-
Total	\$ 889,980	\$ 1,525,020	\$ 2,415,000	\$ 1,286,609	\$ 4,178,391	\$ 5,465,000

L. Legal Debt Margin

The Ohio Revised Code provides that voted net general obligation debt of the District shall never exceed 9% of the total assessed valuation of the District. The code further provides that unvoted indebtedness shall not exceed 1/10 of 1% of the property valuation of the District. The code additionally states that unvoted indebtedness related to energy conservation debt shall not exceed 9/10 of 1% of the property valuation of the District. The assessed valuation use in determining the District's legal debt margin has been modified by House Bill 530 which became effective March 30, 2006. In accordance with House Bill 530, the assessed valuation used in the District's legal debt margin calculation excluded tangible personal property used in business, telephone or telegraph property, interexchange telecommunications company property, and personal property owned or leased by a railroad company and used in railroad operations. The effects of these debt limitations at June 30, 2012, are a voted debt margin of \$39,241,365 (including available funds of \$2,611,096) and an unvoted debt margin of \$1,447,187.

**SYLVANIA CITY SCHOOL DISTRICT
LUCAS, COUNTY**

**NOTES TO THE BASIC FINANCIAL STATEMENTS
FOR THE FISCAL YEAR ENDED JUNE 30, 2012**

NOTE 11 - RISK MANAGEMENT

A. Comprehensive

The District is exposed to various risks of loss related to torts; theft or damage to, and destruction of assets; errors and omissions; injuries to employees; and natural disasters. During fiscal year 2011, the District purchased commercial coverage through an insurance consortium for property and contents with a limit of \$200,000,000 and a \$1,000 deductible.

General liability is protected by the Selective Insurance Company of South Carolina with a \$3,000,000 annual aggregate/\$1,000,000 single occurrence limit and a \$1,000 deductible.

Vehicles are covered by Selective Insurance Company of South Carolina and hold no deductible for comprehensive coverage. Vehicles have been insured under a liability policy, with a \$1,000,000 per occurrence limitation and a \$1,000 deductible.

Settled claims have not exceeded this commercial coverage in any of the past three fiscal years. There was no significant reduction in coverage from the prior year.

B. Group Health and Dental Insurance

The District provides employee dental benefits through a managed-care dental program. This plan provides dental benefits with a \$50 family and \$25 single deductible. Delta Dental administers the dental program. The District pays \$84.84 family or \$29.41 single per employee per month, which represents the entire premium required. The premium is paid by the fund that pays the salary for the employee.

The District provides employee medical/surgical benefits through a Paramount health insurance program. This plan provides employees a choice of an HMO or POS levels of coverage. Paramount administers the health insurance program. The District pays \$1,244.66 (HMO) and \$1,509.60 (POS) for family coverage or \$488.09 (HMO) and \$592.00 (POS) for individual coverage per month for full-time employees. The premium is paid by the fund that pays the salary for the employee.

Post employment health care is provided to plan participants or their beneficiaries through the respective retirement systems discussed in Note 13. As such, no funding provisions are required by the District.

C. Workers' Compensation

For fiscal year 2012, the District paid the State Workers' Compensation System a premium based on a rate per \$100 of salaries. This rate is calculated based on accident history and administrative costs.

**SYLVANIA CITY SCHOOL DISTRICT
LUCAS, COUNTY**

**NOTES TO THE BASIC FINANCIAL STATEMENTS
FOR THE FISCAL YEAR ENDED JUNE 30, 2012**

NOTE 12 - PENSION PLANS

A. School Employees Retirement System

Plan Description - The District contributes to the School Employees Retirement System (SERS), a cost-sharing, multiple-employer defined benefit pension plan. SERS provides retirement, disability, survivor benefits, annual cost-of-living adjustments, and death benefits to plan members and beneficiaries. Authority to establish and amend benefits is provided by Chapter 3309 of the Ohio Revised Code. SERS issues a publicly available, stand-alone financial report that includes financial statements and required supplementary information. That report may be obtained by writing to the School Employees Retirement System, 300 East Broad Street, Suite 100, Columbus, Ohio 43215-3746. It is also posted on the SERS' Ohio website, www.ohsers.org, under "*Employers/Audit Resources*".

Funding Policy - Plan members are required to contribute 10 percent of their annual covered salary and the District is required to contribute at an actuarially determined rate. The current District rate is 14 percent of annual covered payroll. A portion of the District's contribution is used to fund pension obligations with the remainder being used to fund health care benefits. For fiscal year 2012, 12.65 percent and 0.05 percent of annual covered salary was the portion used to fund pension obligations and death benefits, respectively. The contribution requirements of plan members and employers are established and may be amended by the SERS' Retirement Board up to a statutory maximum amount of 10 percent for plan members and 14 percent for employers. Chapter 3309 of the Ohio Revised Code provides statutory authority for member and employer contributions. The District's required contributions for pension obligations and death benefits to SERS for the fiscal years ended June 30, 2012, 2011 and 2010 were \$1,344,618, \$1,349,712 and \$1,497,817, respectively; 58.63 percent has been contributed for fiscal year 2012 and 100 percent for fiscal years 2011 and 2010.

B. State Teachers Retirement System of Ohio

Plan Description - The District participates in the State Teachers Retirement System of Ohio (STRS Ohio), a cost-sharing, multiple-employer public employee retirement plan. STRS Ohio provides retirement and disability benefits to members and death and survivor benefits to beneficiaries. STRS Ohio issues a stand-alone financial report that may be obtained by writing to STRS Ohio, 275 E. Broad St., Columbus, OH 43215-3771, by calling (888) 227-7877, or by visiting the STRS Ohio website at www.strsoh.org, under "*Publications*".

New members have a choice of three retirement plans, a Defined Benefit (DB) Plan, a Defined Contribution (DC) Plan and a Combined Plan. The DB plan offers an annual retirement allowance based on final average salary times a percentage that varies based on years of service, or an allowance based on a member's lifetime contributions and earned interest matched by STRS Ohio funds divided by an actuarially determined annuity factor. The DC Plan allows members to place all their member contributions and employer contributions equal to 10.5 percent of earned compensation into an investment account. Investment decisions are made by the member. A member is eligible to receive a retirement benefit at age 50 and termination of employment. The member may elect to receive a lifetime monthly annuity or a lump sum withdrawal. The Combined Plan offers features of both the DC Plan and the DB Plan. In the Combined Plan, member contributions are invested by the member, and employer contributions are used to fund the defined benefit payment at a reduced level from the regular DB Plan. The DB portion of the Combined Plan payment is payable to a member on or after age 60; the DC portion of the account may be taken as a lump sum or converted to a lifetime monthly annuity at age 50. Benefits are established by Chapter 3307 of the Ohio Revised Code.

**SYLVANIA CITY SCHOOL DISTRICT
LUCAS, COUNTY**

**NOTES TO THE BASIC FINANCIAL STATEMENTS
FOR THE FISCAL YEAR ENDED JUNE 30, 2012**

NOTE 12 - PENSION PLANS - (Continued)

A DB or Combined Plan member with five or more years credited service who becomes disabled may qualify for a disability benefit. Eligible spouses and dependents of these active members who die before retirement may qualify for survivor benefits. Members in the DC Plan who become disabled are entitled only to their account balance. If a member of the DC Plan dies before retirement benefits begin, the member's designated beneficiary is entitled to receive the member's account balance.

Funding Policy - For fiscal year 2012, plan members were required to contribute 10 percent of their annual covered salaries. The District was required to contribute 14 percent; 13 percent was the portion used to fund pension obligations. Contribution rates are established by the State Teachers Retirement Board, upon recommendations of its consulting actuary, not to exceed statutory maximum rates of 10 percent for members and 14 percent for employers. Chapter 3307 of the Ohio Revised Code provides statutory authority for member and employer contributions.

The District's required contributions for pension obligations to STRS Ohio for the fiscal years ended June 30, 2012, 2011 and 2010 were \$4,828,217, \$5,247,089 and \$5,275,129, respectively; 84.28 percent has been contributed for fiscal year 2012 and 100 percent for fiscal years 2011 and 2010. Contributions to the DC and Combined Plans for fiscal year 2012 were \$184,146 made by the District and \$131,533 made by the plan members.

C. Social Security System

Effective July 1, 1991, all employees not otherwise covered by the SERS/STRS Ohio have an option to choose Social Security or the SERS/STRS Ohio. As of June 30, 2012, certain members of the Board of Education have elected Social Security. The District's liability is 6.2 percent of wages paid.

NOTE 13 - POSTEMPLOYMENT BENEFITS

A. School Employees Retirement System

Plan Description - The District participates in two cost-sharing, multiple employer postemployment benefit plans administered by the School Employees Retirement System (SERS) for non-certificated retirees and their beneficiaries, a Health Care Plan and a Medicare Part B Plan. The Health Care Plan includes hospitalization and physicians' fees through several types of plans including HMO's, PPO's, Medicare Advantage, and traditional indemnity plans. A prescription drug program is also available to those who elect health coverage. SERS employs two third-party administrators and a pharmacy benefit manager to manage the self-insurance and prescription drug plans, respectively. The Medicare Part B Plan reimburses Medicare Part B premiums paid by eligible retirees and beneficiaries as set forth in Section 3309.69 of the Ohio Revised Code. Qualified benefit recipients who pay Medicare Part B premiums may apply for and receive a monthly reimbursement from SERS. The reimbursement amount is limited by statute to the lesser of the January 1, 1999 Medicare Part B premium or the current premium. The Medicare Part B premium for calendar year 2011 (latest information available) was \$96.40 for most participants, but could be as high as \$369.10 per month depending on their income and the SERS' reimbursement to retirees was \$45.50. Benefit provisions and the obligations to contribute are established by the System based on authority granted by State statute. The financial reports of both Plans are included in the SERS Comprehensive Annual Financial Report which is available by contacting SERS at 300 East Broad St., Suite 100, Columbus, Ohio 43215-3746. It is also posted on the SERS' Ohio website, www.ohsers.org, under "Employers/Audit Resources".

**SYLVANIA CITY SCHOOL DISTRICT
LUCAS, COUNTY**

**NOTES TO THE BASIC FINANCIAL STATEMENTS
FOR THE FISCAL YEAR ENDED JUNE 30, 2012**

NOTE 13 - POSTEMPLOYMENT BENEFITS - (Continued)

Funding Policy - State statute permits SERS to fund the health care benefits through employer contributions. Each year, after the allocation for statutorily required benefits, the Retirement Board allocates the remainder of the employer contribution of 14 percent of covered payroll to the Health Care Fund. The Health Care Fund was established and is administered in accordance with Internal Revenue Code Section 105(e). For 2012, 0.55 percent of covered payroll was allocated to health care. An additional health care surcharge on employers is collected for employees earning less than an actuarially determined minimum compensation amount, pro-rated according to service credit earned. Statutes provide that no employer shall pay a health care surcharge greater than 2.0 percent of that employer's SERS-covered payroll; nor may SERS collect in aggregate more than 1.5 percent of the statewide SERS-covered payroll for the health care surcharge. For fiscal year 2012, the actuarially determined amount was \$35,800.

Active members do not contribute to the postemployment benefit plans. The Retirement Board establishes the rules for the premiums paid by the retirees for health care coverage for themselves and their dependents or for their surviving beneficiaries. Premiums vary depending on the plan selected, qualified years of service, Medicare eligibility and retirement status.

The District's contributions for health care (including surcharge) for the fiscal years ended June 30, 2012, 2011 and 2010 were \$235,069, \$412,737 and \$295,163, respectively; 58.63 percent has been contributed for fiscal year 2012 and 100 percent for fiscal years 2011 and 2010.

The Retirement Board, acting with advice of the actuary, allocates a portion of the employer contribution to the Medicare B Fund. For fiscal year 2012, this actuarially required allocation was 0.75 percent of covered payroll. The District's contributions for Medicare Part B for the fiscal years ended June 30, 2012, 2011, and 2010 were \$79,407, \$86,857 and \$89,072, respectively; 58.63 percent has been contributed for fiscal year 2012 and 100 percent for fiscal years 2011 and 2010.

B. State Teachers Retirement System of Ohio

Plan Description - The District contributes to the cost sharing, multiple employer defined benefit Health Plan (the "Plan") administered by the State Teachers Retirement System of Ohio (STRS Ohio) for eligible retirees who participated in the defined benefit or combined pension plans offered by STRS Ohio. Benefits include hospitalization, physicians' fees, prescription drugs and reimbursement of monthly Medicare Part B premiums. The Plan is included in the report of STRS Ohio which may be obtained by visiting www.strsoh.org, under "Publications" or by calling (888) 227-7877.

Funding Policy - Ohio law authorizes STRS Ohio to offer the Plan and gives the Retirement Board authority over how much, if any, of the health care costs will be absorbed by STRS Ohio. Active employee members do not contribute to the Plan. All benefit recipients pay a monthly premium. Under Ohio law, funding for post-employment health care may be deducted from employer contributions. For 2012, STRS Ohio allocated employer contributions equal to 1 percent of covered payroll to the Health Care Stabilization Fund. The District's contributions for health care for the fiscal years ended June 30, 2012, 2011 and 2010 were \$371,401, \$403,622 and \$405,799, respectively; 84.28 percent has been contributed for fiscal year 2012 and 100 percent for fiscal years 2011 and 2010.

**SYLVANIA CITY SCHOOL DISTRICT
LUCAS, COUNTY**

NOTES TO THE BASIC FINANCIAL STATEMENTS
FOR THE FISCAL YEAR ENDED JUNE 30, 2012

NOTE 14 - STATUTORY RESERVES

The District is required by State law to annually set-aside certain general fund revenue amounts, as defined by statutory formula, for the acquisition and construction of capital improvements. Amounts not spent by the end of the fiscal year or offset by similarly restricted resources received during the year must be held in cash at fiscal year-end. This amount must be carried forward to be used for the same purpose in future years. Expenditures exceeding the set-aside requirement may not be carried forward to the next fiscal year.

The following cash-basis information describes the change in the fiscal year-end set-aside amount for capital improvements. Disclosure of this information is required by State statute.

	<u>Capital Improvements</u>
Set-aside balance June 30, 2011	\$ -
Current year set-aside requirement	1,277,174
Contributions in excess of the current fiscal year set-aside requirement	-
Current year qualifying expenditures	(20,292)
Excess qualified expenditures from prior years	-
Current year offsets	(438,463)
Waiver granted by ODE	-
Prior year offset from bond proceeds	<u>(818,419)</u>
Total	<u>\$ -</u>
Balance carried forward to fiscal year 2013	<u>\$ -</u>
Set-aside balance June 30, 2012	<u>\$ -</u>

NOTE 15 - CONTRACTUAL COMMITMENTS

As of June 30, 2012, the District has entered into various contractual commitments for the construction/renovation of various school buildings and for other construction projects. A summary of the significant contractual commitments still outstanding at June 30, 2012, follows:

<u>Project</u>	<u>Contractual Cost Estimate</u>	<u>Total Incurred Through June 30, 2012</u>	<u>Remaining Contractual Commitment</u>
Central Elementary	\$ 14,490,705	\$ 11,373,419	\$ 3,117,286
Miscellaneous engineering, architect, and professional services	<u>6,344,459</u>	<u>740,996</u>	<u>5,603,463</u>
Total	<u>\$ 20,835,164</u>	<u>\$ 12,114,415</u>	<u>\$ 8,720,749</u>

**SYLVANIA CITY SCHOOL DISTRICT
LUCAS, COUNTY**

NOTES TO THE BASIC FINANCIAL STATEMENTS
FOR THE FISCAL YEAR ENDED JUNE 30, 2012

NOTE 16 - CONTINGENCIES

A. Grants and ADM

The Auditor of State is currently performing a statewide review of supporting documentation for student attendance data reported to the Ohio Department of Education. The results of this review are still pending and will be reported separately to the Ohio Department of Education at a later date.

The District received financial assistance from federal and State agencies in the form of grants. The expenditure of funds received under these programs generally requires compliance with terms and conditions specified in the grant agreements and is subject to audit by the grantor agencies. Any disallowed claims resulting from such audits could become a liability of the general fund or other applicable funds. This also encompasses the Auditor of State's ongoing review of student attendance data; however, the effect of any such disallowed claims on the overall financial position of the District at June 30, 2012, if applicable, cannot be determined at this time.

B. Litigation

The District is not involved in material litigation as either plaintiff or defendant that management believes would have a material adverse effect on the financial statements.

NOTE 17 - OTHER COMMITMENTS

The District utilizes encumbrance accounting as part of its budgetary controls. Encumbrances outstanding at year end may be reported as part of restricted, committed, or assigned classifications of fund balance to the extent fund balance is available. At year end, the District's commitments for encumbrances in the governmental funds were as follows:

<u>Fund</u>	<u>Year-End Encumbrances</u>
General fund	\$ 406,310
Building	6,281,436
Other governmental	<u>92,568</u>
 Total	 <u>\$ 6,780,314</u>

THIS PAGE IS INTENTIONALLY LEFT BLANK

REQUIRED SUPPLEMENTARY INFORMATION

THIS PAGE IS INTENTIONALLY LEFT BLANK

**SYLVANIA CITY SCHOOL DISTRICT
LUCAS COUNTY, OHIO**

SCHEDULE OF REVENUES, EXPENDITURES AND CHANGES IN
FUND BALANCE - BUDGET AND ACTUAL (NON-GAAP BUDGETARY BASIS)
GENERAL FUND
FOR THE FISCAL YEAR ENDED JUNE 30, 2012

	<u>Budgeted Amounts</u>			Variance with Final Budget Positive (Negative)
	<u>Original</u>	<u>Final</u>	<u>Actual</u>	
Revenues:				
From local sources:				
Property taxes	\$ 51,864,736	\$ 51,864,736	\$ 51,804,051	\$ (60,685)
Payments in lieu of taxes.	535,307	535,307	535,307	-
Tuition.	877,830	877,830	947,290	69,460
Transportation fees.	25,000	25,000	38,783	13,783
Earnings on investments	35,000	35,000	11,005	(23,995)
Classroom materials and fees	173,000	173,000	236,115	63,115
Rental income	12,000	12,000	36,901	24,901
Contributions and donations	343,325	343,325	64,035	(279,290)
Other local revenues	214,000	214,000	305,427	91,427
Intergovernmental - state	22,893,231	22,893,231	23,101,683	208,452
Total revenues	<u>76,973,429</u>	<u>76,973,429</u>	<u>77,080,597</u>	<u>107,168</u>
Expenditures:				
Current:				
Instruction:				
Regular	31,597,385	32,160,897	32,118,010	42,887
Special.	7,468,714	7,601,911	7,533,311	68,600
Vocational.	1,657,682	1,687,246	1,602,891	84,355
Other.	1,706,077	1,736,503	1,727,030	9,473
Support services:				
Pupil.	5,443,471	5,540,551	5,187,412	353,139
Instructional staff	2,471,197	2,515,268	2,458,826	56,442
Board of education	32,524	33,104	28,386	4,718
Administration.	7,517,768	7,651,840	7,571,019	80,821
Fiscal	1,825,094	1,857,643	1,699,469	158,174
Business	400,449	407,590	355,359	52,231
Operations and maintenance.	8,817,488	8,974,740	8,535,309	439,431
Pupil transportation	4,639,022	4,721,755	4,507,837	213,918
Central.	1,163,092	1,183,835	949,888	233,947
Operation of non-instructional services	3,439	3,500	2,252	1,248
Extracurricular activities.	1,386,040	1,410,759	1,332,365	78,394
Facilities acquisition and construction	76,535	77,900	77,900	-
Total expenditures	<u>76,205,977</u>	<u>77,565,042</u>	<u>75,687,264</u>	<u>1,877,778</u>
Excess (deficiency) of revenues over (under) expenditures.	<u>767,452</u>	<u>(591,613)</u>	<u>1,393,333</u>	<u>1,984,946</u>
Other financing sources (uses):				
Refund of prior year's expenditures	-	-	14,604	14,604
Refund of prior year's receipts.	(500)	(500)	-	500
Transfers in	61,690	61,690	84,965	23,275
Transfers (out).	(235,930)	(235,930)	(43,172)	192,758
Advances in.	49,123	49,123	114,193	65,070
Advances (out)	(230,570)	(230,570)	(230,544)	26
Sale of capital assets	25,000	25,000	75,727	50,727
Total other financing sources (uses)	<u>(331,187)</u>	<u>(331,187)</u>	<u>15,773</u>	<u>346,960</u>
Net change in fund balance	436,265	(922,800)	1,409,106	2,331,906
Fund balance at beginning of year	3,852,687	3,852,687	3,852,687	-
Prior year encumbrances appropriated	866,065	866,065	866,065	-
Fund balance at end of year	\$ 5,155,017	\$ 3,795,952	\$ 6,127,858	\$ 2,331,906

**SYLVANIA CITY SCHOOL DISTRICT
LUCAS COUNTY, OHIO**
SCHEDULE OF REVENUES, EXPENDITURES AND CHANGES IN
FUND BALANCE - BUDGET AND ACTUAL (NON-GAAP BUDGETARY BASIS)
GENERAL FUND (CONTINUED)
FOR THE FISCAL YEAR ENDED JUNE 30, 2012

BUDGETARY BASIS OF ACCOUNTING

While reporting financial position and changes in financial position/fund balance on the basis of generally accepted accounting principals (GAAP), the budgetary basis as provided by law is based upon accounting for certain transactions on a basis of cash receipts and disbursements plus encumbrances.

The statement of revenue, expenditures and changes in fund balance - budget and actual (non-GAAP budgetary basis) presented for the general fund is presented on the budgetary basis to provide a meaningful comparison of actual results with the budget. The major differences between the budget basis and the GAAP basis are that:

- (a) Revenues and other financing sources are recorded when received in cash (budget basis) as opposed to when susceptible to accrual
- (b) Expenditures and other financing uses are recorded when paid in cash (budget basis) as opposed to when the liability is incurred (GAAP basis);
- (c) In order to determine compliance with Ohio law, and to reserve that portion of the applicable appropriation, total outstanding encumbrances (budget basis) are recorded as the equivalent of an expenditure, as opposed to assigned or committed fund balance for that portion of outstanding encumbrances not already recognized as an account payable (GAAP basis)
- (d) Advances-in and advances-out are operating transactions (budget basis) as opposed to balance sheet transactions (GAAP basis); and
- (e) Some funds are included in the general fund (GAAP basis), but have separate legally adopted budgets (budget basis).

The adjustments necessary to convert the changes in financial position/fund balance for the year on the budget basis to the GAAP basis for the general fund are as follows:

Net Change in Fund Balance

	General Fund
Budget basis	\$ 1,409,106
Net adjustment for revenue accruals	293,754
Net adjustment for expenditure accruals	(216,968)
Net adjustment for other sources/uses	82,425
Funds budgeted elsewhere	36,805
Adjustment for encumbrances	807,230
GAAP basis	\$ 2,412,352

Certain funds that are legally budgeted in separate special revenue funds are considered part of the general fund on a GAAP basis. These include the public school support fund, the uniform school supplies fund, the natatorium fund, the special services rotary fund and the rotary fund.

COMBINING STATEMENTS AND
INDIVIDUAL FUND SCHEDULES

THIS PAGE IS INTENTIONALLY LEFT BLANK

**SYLVANIA CITY SCHOOL DISTRICT
MAJOR FUNDS**

General Fund

The General fund accounts for and reports all Financial resources not accounted for and reported in another fund. These general fund's activities include, but are not limited to, general instruction, pupil services, operation and maintenance of facilities, student transportation and administration.

Other Major Funds

Bond Retirement Fund

The bond retirement fund is used to account for and report financial resources that are restricted committed or assigned to expenditure for principal and interest.

Building Fund

The building fund is used to account for and report financial resources that are restricted, committed or assigned to expenditures for capital outlays including the acquisition or construction of capital facilities and/or other capital assets.

**SYLVANIA CITY SCHOOL DISTRICT
LUCAS COUNTY, OHIO**

SCHEDULE OF REVENUES, EXPENDITURES AND CHANGES IN
FUND BALANCE - BUDGET AND ACTUAL (NON-GAAP BUDGETARY BASIS)
GENERAL FUND
FOR THE FISCAL YEAR ENDED JUNE 30, 2012

	Budgeted Amounts		Actual	Variance with Final Budget- Positive (Negative)
	Original	Final		
Revenues:				
From local sources:				
Property taxes	\$ 51,864,736	\$ 51,864,736	\$ 51,804,051	\$ (60,685)
Payments in lieu of taxes.	535,307	535,307	535,307	-
Tuition	877,830	877,830	947,290	69,460
Transportation fees.	25,000	25,000	38,783	13,783
Earnings on investments	35,000	35,000	11,005	(23,995)
Classroom materials and supplies	173,000	173,000	236,115	63,115
Rental income	12,000	12,000	36,901	24,901
Contributions and donations.	343,325	343,325	64,035	(279,290)
Other local revenue	214,000	214,000	305,427	91,427
Intergovernmental-state	22,893,231	22,893,231	23,101,683	208,452
Total revenues	<u>76,973,429</u>	<u>76,973,429</u>	<u>77,080,597</u>	<u>107,168</u>
Expenditures:				
Current:				
Instruction-regular				
Salaries and wages	22,700,508	23,105,352	23,103,363	1,989
Fringe benefits	8,096,550	8,240,945	8,226,426	14,519
Purchased services	137,735	140,191	139,992	199
Supplies and materials	660,417	672,195	646,569	25,626
Other	2,175	2,214	1,660	554
Total instruction-regular.	<u>31,597,385</u>	<u>32,160,897</u>	<u>32,118,010</u>	<u>42,887</u>
Instruction-special				
Salaries and wages	5,139,336	5,230,991	5,190,262	40,729
Fringe benefits	2,003,586	2,039,318	2,013,475	25,843
Purchased services	293,327	298,558	297,858	700
Supplies and materials	32,465	33,044	31,716	1,328
Total instruction-special.	<u>7,468,714</u>	<u>7,601,911</u>	<u>7,533,311</u>	<u>68,600</u>
Instruction-vocational				
Salaries and wages	1,033,681	1,052,116	1,007,261	44,855
Fringe benefits	381,833	388,643	373,810	14,833
Purchased services	11,301	11,503	11,394	109
Supplies and materials	223,920	227,913	203,355	24,558
Capital outlay	5,403	5,499	5,499	-
Other	1,544	1,572	1,572	-
Total instruction-vocational	<u>1,657,682</u>	<u>1,687,246</u>	<u>1,602,891</u>	<u>84,355</u>
Instruction-other				
Purchased services	1,706,077	1,736,503	1,727,030	9,473
Total instruction-other.	<u>1,706,077</u>	<u>1,736,503</u>	<u>1,727,030</u>	<u>9,473</u>
Support services-pupil				
Salaries and wages	2,950,707	3,003,330	2,999,095	4,235
Fringe benefits	1,142,866	1,163,248	1,101,978	61,270
Purchased services	1,100,448	1,120,074	864,813	255,261
Supplies and materials	11,199	11,399	8,744	2,655
Other	238,251	242,500	212,782	29,718
Total support services-pupil	<u>5,443,471</u>	<u>5,540,551</u>	<u>5,187,412</u>	<u>353,139</u>

-- continued

**SYLVANIA CITY SCHOOL DISTRICT
LUCAS COUNTY, OHIO**

SCHEDULE OF REVENUES, EXPENDITURES AND CHANGES IN
FUND BALANCE - BUDGET AND ACTUAL (NON-GAAP BUDGETARY BASIS)
GENERAL FUND (CONTINUED)
FOR THE FISCAL YEAR ENDED JUNE 30, 2012

	Budgeted Amounts		Actual	Variance with Final Budget- Positive (Negative)
	Original	Final		
Support services-instructional staff				
Salaries and wages	1,339,560	1,363,450	1,360,063	3,387
Fringe benefits	919,010	935,400	930,153	5,247
Purchased services	75,105	76,444	46,376	30,068
Supplies and materials	126,919	129,182	111,442	17,740
Other	10,603	10,792	10,792	-
Total support services-instructional staff	<u>2,471,197</u>	<u>2,515,268</u>	<u>2,458,826</u>	<u>56,442</u>
Support services-board of education				
Salaries and wages	12,141	12,358	11,625	733
Fringe benefits	2,870	2,921	2,882	39
Purchased services	5,158	5,250	2,744	2,506
Supplies and materials	2,702	2,750	2,621	129
Other	9,653	9,825	8,514	1,311
Total support services-board of education.	<u>32,524</u>	<u>33,104</u>	<u>28,386</u>	<u>4,718</u>
Support services-administration				
Salaries and wages	3,947,638	4,018,041	4,016,357	1,684
Fringe benefits	2,921,272	2,973,370	2,932,773	40,597
Purchased services	441,410	449,282	445,066	4,216
Supplies and materials	96,964	98,693	66,663	32,030
Other	110,484	112,454	110,160	2,294
Total support services-administration	<u>7,517,768</u>	<u>7,651,840</u>	<u>7,571,019</u>	<u>80,821</u>
Support services-fiscal				
Salaries and wages	400,446	407,588	407,443	145
Fringe benefits	203,509	207,138	204,801	2,337
Purchased services	191,708	195,127	166,653	28,474
Supplies and materials	132,501	134,864	7,651	127,213
Other	896,930	912,926	912,921	5
Total support services-fiscal.	<u>1,825,094</u>	<u>1,857,643</u>	<u>1,699,469</u>	<u>158,174</u>
Support services-business				
Salaries and wages	64,678	65,831	62,592	3,239
Fringe benefits	37,692	38,364	36,993	1,371
Purchased services	279,903	284,895	238,368	46,527
Supplies and materials	14,737	15,000	14,426	574
Other	3,439	3,500	2,980	520
Total support services-business	<u>400,449</u>	<u>407,590</u>	<u>355,359</u>	<u>52,231</u>
Support services-operations & maintenance				
Salaries and wages	3,124,638	3,180,363	3,176,635	3,728
Fringe benefits	1,686,200	1,716,272	1,714,384	1,888
Purchased services	3,383,154	3,443,489	3,039,160	404,329
Supplies and materials	493,381	502,180	472,935	29,245
Capital outlay	18,213	18,538	18,298	240
Other	111,902	113,898	113,897	1
Total support services-operations & maintenance	<u>8,817,488</u>	<u>8,974,740</u>	<u>8,535,309</u>	<u>439,431</u>

-- continued

**SYLVANIA CITY SCHOOL DISTRICT
LUCAS COUNTY, OHIO**

SCHEDULE OF REVENUES, EXPENDITURES AND CHANGES IN
FUND BALANCE - BUDGET AND ACTUAL (NON-GAAP BUDGETARY BASIS)
GENERAL FUND (CONTINUED)
FOR THE FISCAL YEAR ENDED JUNE 30, 2012

	<u>Budgeted Amounts</u>		<u>Actual</u>	<u>Variance with Final Budget- Positive (Negative)</u>
	<u>Original</u>	<u>Final</u>		
Support services-pupil transportation				
Salaries and wages	2,323,658	2,365,098	2,351,984	13,114
Fringe benefits	1,269,654	1,292,297	1,264,765	27,532
Purchased services	221,235	225,181	201,675	23,506
Supplies and materials	824,475	839,179	689,413	149,766
Total support services-pupil transportation	<u>4,639,022</u>	<u>4,721,755</u>	<u>4,507,837</u>	<u>213,918</u>
Support services-central				
Salaries and wages	335,465	341,448	340,009	1,439
Fringe benefits	178,330	181,510	178,448	3,062
Purchased services	431,212	438,902	225,303	213,599
Supplies and materials	211,214	214,981	204,134	10,847
Capital outlay	6,871	6,994	1,994	5,000
Total support services-central	<u>1,163,092</u>	<u>1,183,835</u>	<u>949,888</u>	<u>233,947</u>
Other non-instructional services				
Purchased services	3,439	3,500	2,252	1,248
Total other non-instructional services	<u>3,439</u>	<u>3,500</u>	<u>2,252</u>	<u>1,248</u>
Extracurricular activities				
Salaries and wages	903,712	919,829	902,869	16,960
Fringe benefits	222,738	226,710	176,438	50,272
Purchased services	213,905	217,720	207,307	10,413
Other	45,685	46,500	45,751	749
Total extracurricular activities.	<u>1,386,040</u>	<u>1,410,759</u>	<u>1,332,365</u>	<u>78,394</u>
Facilities acquisition & construction				
Capital outlay	76,535	77,900	77,900	-
Total facilities acquisition & construction.	<u>76,535</u>	<u>77,900</u>	<u>77,900</u>	<u>-</u>
Total expenditures	<u>76,205,977</u>	<u>77,565,042</u>	<u>75,687,264</u>	<u>1,877,778</u>
Excess of revenues (under) expenditures	<u>767,452</u>	<u>(591,613)</u>	<u>1,393,333</u>	<u>1,984,946</u>
Other financing sources (uses):				
Transfers in	61,690	61,690	84,965	23,275
Transfers out	(235,930)	(235,930)	(43,172)	192,758
Advances in	49,123	49,123	114,193	65,070
Advances out	(230,570)	(230,570)	(230,544)	26
Refund of prior year's receipts	(500)	(500)	-	500
Refund of prior year expenditures	-	-	14,604	14,604
Sale of capital assets	25,000	25,000	75,727	50,727
Total other financing sources (uses)	<u>(331,187)</u>	<u>(331,187)</u>	<u>15,773</u>	<u>346,960</u>
Net change in fund balance	436,265	(922,800)	1,409,106	2,331,906
Fund balance at beginning of year	3,852,687	3,852,687	3,852,687	-
Prior year encumbrances appropriated.	866,065	866,065	866,065	-
Fund balance at end of year.	<u>\$ 5,155,017</u>	<u>\$ 3,795,952</u>	<u>\$ 6,127,858</u>	<u>\$ 2,331,906</u>

**SYLVANIA CITY SCHOOL DISTRICT
LUCAS COUNTY, OHIO**

SCHEDULE OF REVENUES, EXPENDITURES AND CHANGES IN
FUND BALANCE - BUDGET AND ACTUAL (NON-GAAP BUDGETARY BASIS)
DEBT SERVICE FUND
FOR THE FISCAL YEAR ENDED JUNE 30, 2012

	<u>Budgeted Amounts</u>		<u>Actual</u>	<u>Variance with Final Budget- Positive (Negative)</u>
	<u>Original</u>	<u>Final</u>		
Revenues:				
From local sources:				
Property taxes	\$ 7,314,098	\$ 7,314,098	\$ 7,268,605	\$ (45,493)
Payments in lieu of taxes.	77,602	77,602	77,602	-
Intergovernmental-state.	792,135	792,135	967,247	175,112
Total revenues	<u>8,183,835</u>	<u>8,183,835</u>	<u>8,313,454</u>	<u>129,619</u>
Expenditures:				
Current:				
Support services-fiscal				
Other	115,000	116,757	116,750	7
Total support services-fiscal.	<u>115,000</u>	<u>116,757</u>	<u>116,750</u>	<u>7</u>
Debt service:				
Principal retirement.	2,538,131	2,980,000	2,980,000	-
Interest and fiscal charges	4,724,519	4,620,697	4,195,757	424,940
Bond issuance costs	-	165,673	165,673	-
Total debt service	<u>7,262,650</u>	<u>7,766,370</u>	<u>7,341,430</u>	<u>424,940</u>
Total expenditures.	<u>7,377,650</u>	<u>7,883,127</u>	<u>7,458,180</u>	<u>424,947</u>
Excess of revenues over (under) expenditures	<u>806,185</u>	<u>300,708</u>	<u>855,274</u>	<u>554,566</u>
Other financing sources (uses):				
Premium on bonds sold	-	935,188	935,188	-
Proceeds from the sale of refunding bonds.	-	9,030,000	9,030,000	-
Payment to refunded bond escrow agent.	-	(9,792,920)	(9,792,920)	-
Total other financing sources (uses)	<u>-</u>	<u>172,268</u>	<u>172,268</u>	<u>-</u>
Net change in fund balance	806,185	472,976	1,027,542	554,566
Fund balance at beginning of year	<u>1,324,425</u>	<u>1,324,425</u>	<u>1,324,425</u>	<u>-</u>
Fund balance at end of year.	<u>\$ 2,130,610</u>	<u>\$ 1,797,401</u>	<u>\$ 2,351,967</u>	<u>\$ 554,566</u>

**SYLVANIA CITY SCHOOL DISTRICT
LUCAS COUNTY, OHIO**

SCHEDULE OF REVENUES, EXPENDITURES AND CHANGES IN
FUND BALANCE - BUDGET AND ACTUAL (NON-GAAP BUDGETARY BASIS)
BUILDING FUND
FOR THE FISCAL YEAR ENDED JUNE 30, 2012

	<u>Budgeted Amounts</u>		<u>Actual</u>	<u>Variance with Final Budget- Positive (Negative)</u>
	<u>Original</u>	<u>Final</u>		
Revenues:				
From local sources:				
Earnings on investments	\$ 125,000	\$ 125,000	\$ 53,073	\$ (71,927)
Total revenues	<u>125,000</u>	<u>125,000</u>	<u>53,073</u>	<u>(71,927)</u>
Expenditures:				
Current:				
Support services-pupil				
Supplies and materials	603,390	603,390	603,390	-
Total support services-pupil	<u>603,390</u>	<u>603,390</u>	<u>603,390</u>	<u>-</u>
Support services-administration				
Purchased services	6,225	6,225	6,131	94
Total support services-administration	<u>6,225</u>	<u>6,225</u>	<u>6,131</u>	<u>94</u>
Support services-fiscal				
Other	25,000	25,000	21,968	3,032
Total support services-fiscal.	<u>25,000</u>	<u>25,000</u>	<u>21,968</u>	<u>3,032</u>
Support services-operations & maintenance				
Purchased services	5,075	5,075	5,024	51
Total support services-operations & maintenance	<u>5,075</u>	<u>5,075</u>	<u>5,024</u>	<u>51</u>
Support services-central				
Supplies and materials	25,154	25,154	24,533	621
Total support services-central	<u>25,154</u>	<u>25,154</u>	<u>24,533</u>	<u>621</u>
Facilities acquisition & construction				
Purchased services	18,777,067	18,777,067	18,613,988	163,079
Total facilities acquisition & construction.	<u>18,777,067</u>	<u>18,777,067</u>	<u>18,613,988</u>	<u>163,079</u>
Total expenditures	<u>19,441,911</u>	<u>19,441,911</u>	<u>19,275,034</u>	<u>166,877</u>
Net change in fund balance	(19,316,911)	(19,316,911)	(19,221,961)	94,950
Fund balance at beginning of year	14,525,248	14,525,248	14,525,248	-
Prior year encumbrances appropriated	4,891,911	4,891,911	4,891,911	-
Fund balance at end of year	<u>\$ 100,248</u>	<u>\$ 100,248</u>	<u>\$ 195,198</u>	<u>\$ 94,950</u>

**SYLVANIA CITY SCHOOL DISTRICT
NONMAJOR GOVERNMENTAL FUND DESCRIPTION**

Nonmajor Special Revenue Funds

The special revenue funds are established to account for revenues from specific sources which, legally or otherwise, are restricted to expenditures for specific purposes. A description of the District's special revenue funds follows:

Food Service Section 3313.81, Revised Code

This fund is used to record financial transactions related to food service operations.

Other Grants Sections 5705.09 and 5705.13, Revised Code

A fund used to account for the proceeds of specific revenue sources (except for state and federal grants) that are legally restricted to expenditures for specified purposes.

District Managed Student Activity Section 3313.062, Revised Code

A fund provided to account for those student activity programs which have student participation in the activity, but do not have student management of the programs. This fund would usually include athletic programs but could also include the band, cheerleaders, flag corps, and other similar types of activities.

Auxiliary Services Current Budget Bill, appropriation line item 200-511

A fund to account for receipts and expenditures incurred in providing services and materials to pupils attending non-public schools within the District.

Data Communications for Schools Section 5705.09, Revised Code

A fund provided to account for money appropriated for the costs incurred in connecting schools to the Ohio Educational Computer Network.

Vocational Educational Enhancements State Line Item Appropriation GRF 200-545

A fund used to account for Vocational Education Enhancements that: 1) expand the number of students enrolled in tech prep programs, 2) enable students to develop career plans, to identify initial educational and career goals, and to develop a career passport which provides a clear understanding of the student's knowledge, skills, and credentials to present to future employers, universities, and other training institutes and 3) replace or update equipment essential for the instruction of students in job skills taught as part of a vocational program or programs approved for such instruction by the State Board of Education.

Poverty Aid Current Budget Bill, O.R.C. 3317.029

A fund use to account for monies appropriated for poverty based assistance as part of the state foundation system. Programs included are academic intervention, all-day kindergarten, class-sized reduction, Limited English Proficient students, professional development, dropout prevention, and community outreach.

Miscellaneous State Grants Section 5705.12, Revised Code

A fund used to account for various monies received from State agencies not classified elsewhere.

Adult Basic Education PL 91-230, Title III

This fund accounts for Federal monies used to provide programs in reading, writing and math competency for adults who have not earned a high school diploma.

**SYLVANIA CITY SCHOOL DISTRICT
NONMAJOR GOVERNMENTAL FUND DESCRIPTION**

Nonmajor Special Revenue Funds (Continued)

Education Jobs Fund

This fund accounts for federal monies whose purpose is to create education jobs for the 2011-2012 school year. Jobs funded under this program include those that provide educational and related services for early childhood, elementary, and secondary education.

Race to the Top Fund

Catalog of Federal Domestic Assistance #84.395A

This fund is intended to establish a new program or expand an existing program aligned to an approved scope of work. An approved scope of work must support Race to the Top initiatives in the areas of Standards and Assessments, Using Data to Improve Instruction, Great Teachers and Leaders and/or Turning Around the Lowest-Achieving Schools.

IDEA Part B

Education of the Handicapped Act, PL 91-230

To account for Federal monies which assist states in the identification of handicapped children, and provision of full educational opportunities to handicapped children at the preschool, elementary, and secondary levels.

Vocational Education

Carl D. Perkins Vocational Education Act of 1984, PL 98-524

Provision of funds to boards of education, teacher training institutions, and the state administering agency for cooperating in development of vocational education programs in the following categories: secondary, post-secondary, adult, disadvantaged and handicapped persons, exemplary programs, cooperative education, construction of area vocational schools, ancillary services, research, advisory committees, and work-study projects, including sex equity grants. Funds are administered by the Ohio Department of Education, Division of Vocational and Career Education.

Stimulus Title II D

American Recovery and Reinvestment Act

Grant focus on Professional Development and Student Learning. Through sustained collaborative, job-embedded professional development and the use of research-based methods, teachers will experience new models and strategies for teaching and learning.

Title III, Limited English Proficiency

Catalog of Federal Domestic Assistance #84.365

Funds to develop and carry out elementary and secondary school programs, including activities at the pre-school level, to meet the educational needs of children of limited English proficiency. These programs provided structured English language instruction, with the respect to the years of study to which the program is applicable, and instruction in the child's native language to the extent necessary to allow a child to achieve competence in English. The instruction must be, to the extent necessary, in all courses or subjects of study which will allow a child to meet grade promotion and graduation standards.

Title I

PL 97-35; Title I ESEA 1965

To account for funds which are to: 1) establish or improve programs designed to meet the special educational needs of children of migratory agricultural workers or migratory fishermen, and 2) enable state education agencies to coordinate their state and local migrant education programs and projects with similar programs and projects in other states, including the transfer of school records and other information about children of migrant workers.

Pre-school for the Handicapped Grant

Education of the Handicapped Act Amendments, PL 99-457.

Catalog of Federal Domestic Assistance #84-173

The Pre-school Grant Program addresses the improvement and expansion of services for handicapped children ages three (3) through five (5) years.

**SYLVANIA CITY SCHOOL DISTRICT
NONMAJOR GOVERNMENTAL FUND DESCRIPTION**

Nonmajor Special Revenue Funds (Continued)

Improving Teacher Quality

Title VI ESEA

A fund used to account for monies to hire additional classroom teachers in grades 1 through 3, so that the number of students per teacher will be reduced.

The following funds are included in the general fund (GAAP basis), but have separate legally adopted budgets (budget basis). These funds are not included in the combining statements for the nonmajor special revenue funds since they are reported in the general fund (GAAP basis); however, the budgetary schedules for these funds are presented in this section.

Uniform School Supplies

Section 3313.81, Revised Code

This fund accounts for the purchase and sale of school supplies for use in the District. Profits derived from such sales are used for school purposes or activities connected with the school.

Special Services Rotary Fund

Section 5705.12, Revised Code

A fund provided to account for income and expenses made in connection with goods and services provided by a school district. Activities in this fund tend to be cirricular in nature.

Natatorium

Section 755.14, Revised Code

A fund provided to account for monies received and expended in connection with a community recreation program.

Rotary Fund

Section 5705.12, Revised Code

A fund provided to account for operations that provide goods or services to other governmental units on a cost-reimbursement basis. The use of the fund may be applied to situations where the district acts as fiscal agent for a multi-district program.

Public School Support

Section 5705.12, Revised Code

A fund provided to account for specific local revenue sources, other than taxes or expendable trusts (i.e., profits from vending machines, sales of pictures, etc.), that are restricted to expenditures for specified purposes approved by Board resolution. Such expenditures may include curricular and extra-curricular related purchases.

Nonmajor Capital Projects Fund

Capital projects funds are used to account for financial resources that are restricted, committed or assigned for the construction or acquisition of major capital facilities and other capital assets (other than those financed by proprietary funds and trust funds). A description of the District's nonmajor capital projects fund follows:

Permanent Improvement

Section 5705.10, Revised Code

This fund is provided to account for all transactions related to the acquisition or construction of such permanent improvements as are authorized by Chapter 5705 of the Revised Code.

**SYLVANIA CITY SCHOOL DISTRICT
LUCAS COUNTY, OHIO**

COMBINING BALANCE SHEET
NONMAJOR GOVERNMENTAL FUNDS
JUNE 30, 2012

	Nonmajor Special Revenue Funds	Nonmajor Capital Projects Fund	Total Nonmajor Governmental Funds
Assets:			
Equity in pooled cash and cash equivalents.	\$ 385,114	\$ 441,553	\$ 826,667
Receivables:			
Taxes.	-	393,676	393,676
Accounts.	40	-	40
Payment in lieu of taxes.	-	3,394	3,394
Intergovernmental	491,190	-	491,190
Materials and supplies inventory	63,093	-	63,093
Total assets.	\$ 939,437	\$ 838,623	\$ 1,778,060
Liabilities:			
Accounts payable.	\$ 82,221	\$ -	\$ 82,221
Contracts payable.	-	185,280	185,280
Accrued wages and benefits	315,563	-	315,563
Intergovernmental payable	19,052	-	19,052
Pension obligation payable.	158,487	-	158,487
Deferred revenue.	105,955	8,326	114,281
Interfund loan payable	131,989	-	131,989
Unearned revenue	-	375,471	375,471
Total liabilities.	813,267	569,077	1,382,344
Fund balances:			
Nonspendable:			
Materials and supplies inventory	63,093	-	63,093
Restricted:			
Non-public schools	75,778	-	75,778
Vocational education	1	-	1
Other purposes	15,742	-	15,742
Extracurricular	180,364	-	180,364
Capital improvements	-	269,546	269,546
Unassigned (deficit)	(208,808)	-	(208,808)
Total fund balances (deficit).	126,170	269,546	395,716
Total liabilities and fund balances.	\$ 939,437	\$ 838,623	\$ 1,778,060

**SYLVANIA CITY SCHOOL DISTRICT
LUCAS COUNTY, OHIO**

COMBINING STATEMENT OF REVENUES, EXPENDITURES AND CHANGES IN FUND BALANCES
NONMAJOR GOVERNMENTAL FUNDS
FOR THE FISCAL YEAR ENDED JUNE 30, 2012

	Nonmajor Special Revenue Funds	Nonmajor Capital Projects Fund	Total Nonmajor Governmental Funds
Revenues:			
From local sources:			
Property taxes	\$ -	\$ 367,976	\$ 367,976
Revenue in lieu of taxes.	-	6,191	6,191
Earnings on investments	115	-	115
Charges for services	894,810	-	894,810
Extracurricular	465,286	-	465,286
Contributions and donations	1,654	-	1,654
Contract services	-	-	-
Other local revenues	88,148	-	88,148
Intergovernmental - state	995,548	64,541	1,060,089
Intergovernmental - federal	4,216,964	-	4,216,964
Total revenue.	<u>6,662,525</u>	<u>438,708</u>	<u>7,101,233</u>
Expenditures:			
Current:			
Instruction:			
Regular.	730,147	-	730,147
Special	802,164	-	802,164
Vocational	96,953	-	96,953
Adult/continuing	63,024	-	63,024
Other	-	-	-
Support services:			
Pupil	131,226	-	131,226
Instructional staff.	1,348,488	-	1,348,488
Administration	1,177	-	1,177
Fiscal.	-	6,038	6,038
Operations and maintenance	194	27,073	27,267
Pupil transportation	904	152,221	153,125
Central	21,600	-	21,600
Operation of non-instructional services:			
Food service operations	1,648,252	-	1,648,252
Other non-instructional services	1,023,078	-	1,023,078
Extracurricular activities.	458,484	-	458,484
Facilities acquisition and construction	-	467,061	467,061
Debt service:			
Principal retirement	-	23,228	23,228
Interest and fiscal charges.	-	1,266	1,266
Total expenditures	<u>6,325,691</u>	<u>676,887</u>	<u>7,002,578</u>
Excess of revenues (under) expenditures	<u>336,834</u>	<u>(238,179)</u>	<u>98,655</u>
Other financing sources:			
Transfers in.	930	-	930
Total other financing sources.	<u>930</u>	<u>-</u>	<u>930</u>
Net change in fund balances	337,764	(238,179)	99,585
Fund balances (deficit) at beginning of year	(257,889)	507,725	249,836
Increase in reserve for inventory	46,295	-	46,295
Fund balances (deficit) at end of year	<u>\$ 126,170</u>	<u>\$ 269,546</u>	<u>\$ 395,716</u>

SYLVANIA CITY SCHOOL DISTRICT
LUCAS COUNTY, OHIO
 COMBINING BALANCE SHEET
 NONMAJOR SPECIAL REVENUE FUNDS
 JUNE 30, 2012

	Food Service	Other Grants	District Managed Student Activity	Auxiliary Services	Vocational Educational Enhancements
Assets:					
Equity in pooled cash and cash equivalents.	\$ 15,365	\$ 13,098	\$ 193,406	\$ 132,500	\$ 2,963
Receivables:					
Accounts	40	-	-	-	-
Intergovernmental	88,668	-	-	-	2,627
Materials and supplies inventory	63,093	-	-	-	-
Total assets.	<u>\$ 167,166</u>	<u>\$ 13,098</u>	<u>\$ 193,406</u>	<u>\$ 132,500</u>	<u>\$ 5,590</u>
Liabilities:					
Accounts payable.	\$ 5,457	\$ 444	\$ 5,431	\$ 56,722	\$ 16
Accrued wages and benefits	57,511	-	-	-	-
Intergovernmental payable	1,964	-	-	-	-
Pension obligation payable.	50,741	-	229	-	-
Deferred revenue	-	-	-	-	-
Interfund loan payable	15,030	-	7,382	-	2,628
Total liabilities.	<u>130,703</u>	<u>444</u>	<u>13,042</u>	<u>56,722</u>	<u>2,644</u>
Fund balances:					
Nonspendable:					
Materials and supplies inventory	63,093	-	-	-	-
Restricted:					
Other purposes	-	12,654	-	-	2,946
Non public schools	-	-	-	75,778	-
Vocational education	-	-	-	-	-
Extracurricular	-	-	180,364	-	-
Unassigned (deficit)	(26,630)	-	-	-	-
Total fund balances (deficit)	<u>36,463</u>	<u>12,654</u>	<u>180,364</u>	<u>75,778</u>	<u>2,946</u>
Total liabilities and fund balances	<u>\$ 167,166</u>	<u>\$ 13,098</u>	<u>\$ 193,406</u>	<u>\$ 132,500</u>	<u>\$ 5,590</u>

Poverty Aid	Miscellaneous State Grants	Adult Basic Education	IDEA Part B	Vocational Education	Stimulus Title II D	Limited English Proficiency	Title I	Pre-school for the Handicapped Grant
\$ 2	\$ -	\$ 75	\$ 14,402	\$ 72	\$ 5,633	\$ 41	\$ 6,961	\$ -
-	-	-	-	-	-	-	-	-
-	3,924	4,468	256,185	1,195	5,711	3,373	117,087	-
-	-	-	-	-	-	-	-	-
<u>\$ 2</u>	<u>\$ 3,924</u>	<u>\$ 4,543</u>	<u>\$ 270,587</u>	<u>\$ 1,267</u>	<u>\$ 11,344</u>	<u>\$ 3,414</u>	<u>\$ 124,048</u>	<u>\$ -</u>
\$ -	\$ -	\$ -	\$ 7,977	\$ -	\$ 5,492	\$ -	\$ 86	\$ -
-	3,369	-	155,815	-	-	15,132	83,736	-
-	77	29	5,010	-	-	395	11,577	-
-	-	157	92,071	-	-	295	13,892	1,102
-	3,924	4,468	73,581	-	-	780	23,202	-
-	34	4,543	79,672	1,266	5,712	371	7,398	-
-	7,404	9,197	414,126	1,266	11,204	16,973	139,891	1,102
-	-	-	-	-	-	-	-	-
2	-	-	-	-	140	-	-	-
-	-	-	-	-	-	-	-	-
-	-	-	-	1	-	-	-	-
-	-	-	-	-	-	-	-	-
-	(3,480)	(4,654)	(143,539)	-	-	(13,559)	(15,843)	(1,102)
<u>2</u>	<u>(3,480)</u>	<u>(4,654)</u>	<u>(143,539)</u>	<u>1</u>	<u>140</u>	<u>(13,559)</u>	<u>(15,843)</u>	<u>(1,102)</u>
<u>\$ 2</u>	<u>\$ 3,924</u>	<u>\$ 4,543</u>	<u>\$ 270,587</u>	<u>\$ 1,267</u>	<u>\$ 11,344</u>	<u>\$ 3,414</u>	<u>\$ 124,048</u>	<u>\$ -</u>

**SYLVANIA CITY SCHOOL DISTRICT
LUCAS COUNTY, OHIO**

COMBINING BALANCE SHEET
NONMAJOR SPECIAL REVENUE FUNDS (CONTINUED)
JUNE 30, 2012

	Improving Teacher Quality	Total Nonmajor Special Revenue
Assets:		
Equity in pooled cash and cash equivalents.	\$ 596	\$ 385,114
Receivables:		
Accounts	-	40
Intergovernmental	7,952	491,190
Materials and supplies inventory	-	63,093
Total assets.	\$ 8,548	\$ 939,437
Liabilities:		
Accounts payable.	\$ 596	\$ 82,221
Accrued wages and benefits	-	315,563
Intergovernmental payable	-	19,052
Pension obligation payable.	-	158,487
Deferred revenue	-	105,955
Interfund loan payable	7,953	131,989
Total liabilities.	8,549	813,267
Fund balances:		
Nonspendable:		
Materials and supplies inventory	-	63,093
Restricted:		
Other purposes	-	15,742
Non public schools	-	75,778
Vocational education	-	1
Extracurricular	-	180,364
Unassigned (deficit)	(1)	(208,808)
Total fund balances (deficit)	(1)	126,170
Total liabilities and fund balances	\$ 8,548	\$ 939,437

THIS PAGE IS INTENTIONALLY LEFT BLANK

**SYLVANIA CITY SCHOOL DISTRICT
LUCAS COUNTY, OHIO**

COMBINING STATEMENT OF REVENUES, EXPENDITURES AND CHANGES IN FUND BALANCES
NONMAJOR SPECIAL REVENUE FUNDS
FOR THE FISCAL YEAR ENDED JUNE 30, 2012

	<u>Food Service</u>	<u>Other Grants</u>	<u>District Managed Student Activity</u>	<u>Auxiliary Services</u>	<u>Data Communications for Schools</u>
Revenues:					
From local sources:					
Earnings on investments	\$ -	\$ -	\$ -	\$ 115	\$ -
Charges for services	894,810	-	-	-	-
Extracurricular	-	-	465,286	-	-
Contributions and donations	1,063	591	-	-	-
Other local revenues	12,207	3,012	-	-	-
Intergovernmental - state	13,616	-	-	919,527	21,600
Intergovernmental - federal	682,855	-	-	-	-
Total revenue.	<u>1,604,551</u>	<u>3,603</u>	<u>465,286</u>	<u>919,642</u>	<u>21,600</u>
Expenditures:					
Current:					
Instruction:					
Regular.	-	2,055	-	-	-
Special	-	-	-	-	-
Vocational	-	444	-	-	-
Adult/continuing	-	-	-	-	-
Other	-	-	-	-	-
Support services:					
Pupil	-	591	-	-	-
Instructional staff.	-	-	-	-	-
Administration	-	-	-	-	-
Operations and maintenance	-	-	-	-	-
Pupil transportation	-	-	-	-	-
Central	-	-	-	-	21,600
Operation of non-instructional services:					
Food service operations	1,648,252	-	-	-	-
Other non-instructional services	-	-	-	874,356	-
Extracurricular activities	-	-	458,484	-	-
Total expenditures	<u>1,648,252</u>	<u>3,090</u>	<u>458,484</u>	<u>874,356</u>	<u>21,600</u>
Excess of revenues over (under) expenditures	(43,701)	513	6,802	45,286	-
Other financing sources:					
Transfers in.	930	-	-	-	-
Total other financing sources.	<u>930</u>	<u>-</u>	<u>-</u>	<u>-</u>	<u>-</u>
Net change in fund balances	(42,771)	513	6,802	45,286	-
Fund balances (deficit) at beginning of year	32,939	12,141	173,562	30,492	-
Increase in reserve for inventory	46,295	-	-	-	-
Fund balances (deficit) at end of year	<u>\$ 36,463</u>	<u>\$ 12,654</u>	<u>\$ 180,364</u>	<u>\$ 75,778</u>	<u>\$ -</u>

<u>Vocational Educational Enhancements</u>	<u>Poverty Aid</u>	<u>Miscellaneous State Grants</u>	<u>Adult Basic Education</u>	<u>Education Jobs</u>	<u>Race to the Top</u>	<u>IDEA Part B</u>
\$ -	\$ -	\$ -	\$ -	\$ -	\$ -	\$ -
-	-	-	-	-	-	-
-	-	-	-	-	-	-
-	-	-	-	-	-	-
-	-	-	72,929	-	-	-
14,130	-	26,675	-	-	-	-
-	-	-	-	697,586	1,750	1,683,259
<u>14,130</u>	<u>-</u>	<u>26,675</u>	<u>72,929</u>	<u>697,586</u>	<u>1,750</u>	<u>1,683,259</u>
-	-	-	-	694,253	-	-
-	-	-	-	-	-	54,594
9,036	-	-	-	-	-	-
-	-	-	63,024	-	-	-
-	-	-	-	-	-	-
-	-	26,363	-	-	-	104,272
783	-	-	12,172	-	1,750	1,289,728
-	-	-	1,177	-	-	-
-	-	-	-	-	-	194
-	-	-	-	-	-	-
-	-	-	-	-	-	-
-	-	-	-	-	-	83,462
-	-	-	-	-	-	-
<u>9,819</u>	<u>-</u>	<u>26,363</u>	<u>76,373</u>	<u>694,253</u>	<u>1,750</u>	<u>1,532,250</u>
4,311	-	312	(3,444)	3,333	-	151,009
-	-	-	-	-	-	-
-	-	-	-	-	-	-
4,311	-	312	(3,444)	3,333	-	151,009
(1,365)	2	(3,792)	(1,210)	(3,333)	-	(294,548)
-	-	-	-	-	-	-
<u>\$ 2,946</u>	<u>\$ 2</u>	<u>\$ (3,480)</u>	<u>\$ (4,654)</u>	<u>\$ -</u>	<u>\$ -</u>	<u>\$ (143,539)</u>

-- continued

**SYLVANIA CITY SCHOOL DISTRICT
LUCAS COUNTY, OHIO**

COMBINING STATEMENT OF REVENUES, EXPENDITURES AND CHANGES IN FUND BALANCES
NONMAJOR SPECIAL REVENUE FUNDS (CONTINUED)
FOR THE FISCAL YEAR ENDED JUNE 30, 2012

	<u>Vocational Education</u>	<u>Stimulus Title II D</u>	<u>Limited English Proficiency</u>	<u>Title I</u>
Revenues:				
From local sources:				
Earnings on investments	\$ -	\$ -	\$ -	\$ -
Charges for services	-	-	-	-
Extracurricular	-	-	-	-
Contributions and donations	-	-	-	-
Other local revenues	-	-	-	-
Intergovernmental - state	-	-	-	-
Intergovernmental - federal	152,339	6,435	25,199	881,044
Total revenue.	<u>152,339</u>	<u>6,435</u>	<u>25,199</u>	<u>881,044</u>
Expenditures:				
Current:				
Instruction:				
Regular	-	-	-	9,836
Special	-	-	32,378	715,192
Vocational	87,473	-	-	-
Adult/continuing	-	-	-	-
Other	-	-	-	-
Support services:				
Pupil	-	-	-	-
Instructional staff.	-	5,492	2,000	2,781
Administration	-	-	-	-
Operations and maintenance	-	-	-	-
Pupil transportation	-	-	-	904
Central	-	-	-	-
Operation of non-instructional services:				
Food service operations	-	-	-	-
Other non-instructional services	-	803	333	63,528
Extracurricular activities	-	-	-	-
Total expenditures	<u>87,473</u>	<u>6,295</u>	<u>34,711</u>	<u>792,241</u>
Excess of revenues over (under) expenditures	64,866	140	(9,512)	88,803
Other financing sources:				
Transfers in.	-	-	-	-
Total other financing sources.	<u>-</u>	<u>-</u>	<u>-</u>	<u>-</u>
Net change in fund balances	64,866	140	(9,512)	88,803
Fund balances (deficit)				
at beginning of year	(64,865)	-	(4,047)	(104,646)
Increase in reserve for inventory	-	-	-	-
Fund balances (deficit) at end of year	<u>\$ 1</u>	<u>\$ 140</u>	<u>\$ (13,559)</u>	<u>\$ (15,843)</u>

<u>Pre-school for the Handicapped Grant</u>	<u>Improving Teacher Quality</u>	<u>Total Nonmajor Special Revenue</u>
\$ -	\$ -	\$ 115
-	-	894,810
-	-	465,286
-	-	1,654
-	-	88,148
-	-	995,548
34,296	52,201	4,216,964
<u>34,296</u>	<u>52,201</u>	<u>6,662,525</u>
-	24,003	730,147
-	-	802,164
-	-	96,953
-	-	63,024
-	-	-
-	-	131,226
33,782	-	1,348,488
-	-	1,177
-	-	194
-	-	904
-	-	21,600
-	-	1,648,252
-	596	1,023,078
-	-	458,484
<u>33,782</u>	<u>24,599</u>	<u>6,325,691</u>
514	27,602	336,834
-	-	930
<u>-</u>	<u>-</u>	<u>930</u>
514	27,602	337,764
(1,616)	(27,603)	(257,889)
-	-	46,295
<u>\$ (1,102)</u>	<u>\$ (1)</u>	<u>\$ 126,170</u>

**SYLVANIA CITY SCHOOL DISTRICT
LUCAS COUNTY, OHIO**

SCHEDULE OF REVENUES, EXPENDITURES AND CHANGES IN
FUND BALANCE - BUDGET AND ACTUAL (NON-GAAP BUDGETARY BASIS)
FOOD SERVICE
FOR THE FISCAL YEAR ENDED JUNE 30, 2012

	<u>Budgeted Amounts</u>		<u>Actual</u>	<u>Variance with Final Budget- Positive (Negative)</u>
	<u>Original</u>	<u>Final</u>		
Revenues:				
From local sources:				
Charges for services	\$ 1,190,218	\$ 1,124,200	\$ 898,076	\$ (226,124)
Contributions and donations	5,823	5,500	1,063	(4,437)
Other local revenue	10,164	9,600	12,666	3,066
Intergovernmental-state	14,822	14,000	13,616	(384)
Intergovernmental-federal	694,100	655,600	606,476	(49,124)
Total revenues	<u>1,915,127</u>	<u>1,808,900</u>	<u>1,531,897</u>	<u>(277,003)</u>
Expenditures:				
Current:				
Food service operations				
Salaries and wages	808,274	657,392	657,392	-
Fringe benefits	460,039	374,162	374,162	-
Purchased services	17,716	14,409	14,409	-
Supplies and materials	714,569	581,178	581,057	121
Total food service operations	<u>2,000,598</u>	<u>1,627,141</u>	<u>1,627,020</u>	<u>121</u>
Total expenditures	<u>2,000,598</u>	<u>1,627,141</u>	<u>1,627,020</u>	<u>121</u>
Excess of revenues (under) expenditures	<u>(85,471)</u>	<u>181,759</u>	<u>(95,123)</u>	<u>(276,882)</u>
Other financing sources (uses):				
Transfers in	4,747	930	930	-
Advance (out)	(78,775)	(64,070)	(64,070)	-
Advances in	79,983	79,100	79,100	-
Total other financing sources (uses)	<u>5,955</u>	<u>15,960</u>	<u>15,960</u>	<u>-</u>
Net change in fund balance	(79,516)	197,719	(79,163)	(276,882)
Fund balance (deficit) at beginning of year	(23,087)	(23,087)	(23,087)	-
Prior year encumbrances appropriated	102,603	102,603	102,603	-
Fund balance at end of year	<u>\$ -</u>	<u>\$ 277,235</u>	<u>\$ 353</u>	<u>\$ (276,882)</u>

**SYLVANIA CITY SCHOOL DISTRICT
LUCAS COUNTY, OHIO**

SCHEDULE OF REVENUES, EXPENDITURES AND CHANGES IN
FUND BALANCE - BUDGET AND ACTUAL (NON-GAAP BUDGETARY BASIS)
OTHER GRANTS
FOR THE FISCAL YEAR ENDED JUNE 30, 2012

	<u>Budgeted Amounts</u>		<u>Actual</u>	<u>Variance with Final Budget- Positive (Negative)</u>
	<u>Original</u>	<u>Final</u>		
Revenues:				
From local sources:				
Contributions and donations	\$ -	\$ 591	\$ 591	\$ -
Other local revenue	515	515	3,012	2,497
Total revenues	<u>515</u>	<u>1,106</u>	<u>3,603</u>	<u>2,497</u>
Expenditures:				
Current:				
Instruction-regular				
Supplies and materials	1,122	2,319	2,055	264
Total instruction-regular	<u>1,122</u>	<u>2,319</u>	<u>2,055</u>	<u>264</u>
Instruction-special				
Purchased services	-	1	-	1
Supplies and materials	111	229	-	229
Total instruction-special	<u>111</u>	<u>230</u>	<u>-</u>	<u>230</u>
Support services-pupil				
Salaries and wages	247	512	512	-
Fringe benefits	38	79	79	-
Total support services-pupil	<u>285</u>	<u>591</u>	<u>591</u>	<u>-</u>
Total expenditures	<u>1,518</u>	<u>3,140</u>	<u>2,646</u>	<u>494</u>
Excess of revenues (under) expenditures	<u>(1,003)</u>	<u>(2,034)</u>	<u>957</u>	<u>2,991</u>
Other financing (uses):				
Advances (out)	(723)	(1,497)	(1,497)	-
Total other financing (uses)	<u>(723)</u>	<u>(1,497)</u>	<u>(1,497)</u>	<u>-</u>
Net change in fund balance	(1,726)	(3,531)	(540)	2,991
Fund balance at beginning of year	13,637	13,637	13,637	-
Prior year encumbrances appropriated	1	1	1	-
Fund balance at end of year	<u>\$ 11,912</u>	<u>\$ 10,107</u>	<u>\$ 13,098</u>	<u>\$ 2,991</u>

**SYLVANIA CITY SCHOOL DISTRICT
LUCAS COUNTY, OHIO**

SCHEDULE OF REVENUES, EXPENDITURES AND CHANGES IN
FUND BALANCE - BUDGET AND ACTUAL (NON-GAAP BUDGETARY BASIS)
DISTRICT MANAGED STUDENT ACTIVITY
FOR THE FISCAL YEAR ENDED JUNE 30, 2012

	<u>Budgeted Amounts</u>		<u>Actual</u>	<u>Variance with Final Budget- Positive (Negative)</u>
	<u>Original</u>	<u>Final</u>		
Revenues:				
From local sources:				
Extracurricular	\$ 437,700	\$ 512,700	\$ 470,717	\$ (41,983)
Total revenues	<u>437,700</u>	<u>512,700</u>	<u>470,717</u>	<u>(41,983)</u>
Expenditures:				
Current:				
Extracurricular activities				
Salaries and wages	6,890	7,920	7,520	400
Fringe benefits	2,305	2,650	2,509	141
Other	509,940	586,178	490,391	95,787
Total extracurricular activities	<u>519,135</u>	<u>596,748</u>	<u>500,420</u>	<u>96,328</u>
Total expenditures	<u>519,135</u>	<u>596,748</u>	<u>500,420</u>	<u>96,328</u>
Excess of revenues (under) expenditures	<u>(81,435)</u>	<u>(84,048)</u>	<u>(29,703)</u>	<u>54,345</u>
Other financing sources:				
Advances in	-	7,382	7,382	-
Total other financing sources	<u>-</u>	<u>7,382</u>	<u>7,382</u>	<u>-</u>
Net change in fund balance	(81,435)	(76,666)	(22,321)	54,345
Fund balance at beginning of year	155,116	155,116	155,116	-
Prior year encumbrances appropriated	48,537	48,537	48,537	-
Fund balance at end of year	<u>\$ 122,218</u>	<u>\$ 126,987</u>	<u>\$ 181,332</u>	<u>\$ 54,345</u>

**SYLVANIA CITY SCHOOL DISTRICT
LUCAS COUNTY, OHIO**

SCHEDULE OF REVENUES, EXPENDITURES AND CHANGES IN
FUND BALANCE - BUDGET AND ACTUAL (NON-GAAP BUDGETARY BASIS)
AUXILIARY SERVICES
FOR THE FISCAL YEAR ENDED JUNE 30, 2012

	<u>Budgeted Amounts</u>		<u>Actual</u>	<u>Variance with Final Budget- Positive (Negative)</u>
	<u>Original</u>	<u>Final</u>		
Revenues:				
From local sources:				
Earnings on investments	\$ 110	\$ 110	\$ 115	\$ 5
Intergovernmental-state	922,454	919,526	919,526	-
Total revenues	<u>922,564</u>	<u>919,636</u>	<u>919,641</u>	<u>5</u>
Expenditures:				
Current:				
Other non-instructional services				
Purchased services	458,285	618,791	618,377	414
Supplies and materials	181,523	245,099	242,936	2,163
Capital outlay	38,728	52,292	51,696	596
Other	32,366	43,701	43,701	-
Total other non-instructional services	<u>710,902</u>	<u>959,883</u>	<u>956,710</u>	<u>3,173</u>
Total expenditures	<u>710,902</u>	<u>959,883</u>	<u>956,710</u>	<u>3,173</u>
Excess of revenues over (under) expenditures	<u>211,662</u>	<u>(40,247)</u>	<u>(37,069)</u>	<u>3,178</u>
Other financing uses:				
Refund of prior year's receipts	(9,425)	(12,726)	(12,726)	-
Total other financing uses	<u>(9,425)</u>	<u>(12,726)</u>	<u>(12,726)</u>	<u>-</u>
Net change in fund balance	202,237	(52,973)	(49,795)	3,178
Fund balance at beginning of year	10,214	10,214	10,214	-
Prior year encumbrances appropriated	100,259	100,259	100,259	-
Fund balance at end of year	<u>\$ 312,710</u>	<u>\$ 57,500</u>	<u>\$ 60,678</u>	<u>\$ 3,178</u>

**SYLVANIA CITY SCHOOL DISTRICT
LUCAS COUNTY, OHIO**

SCHEDULE OF REVENUES, EXPENDITURES AND CHANGES IN
FUND BALANCE - BUDGET AND ACTUAL (NON-GAAP BUDGETARY BASIS)
DATA COMMUNICATIONS FOR SCHOOLS
FOR THE FISCAL YEAR ENDED JUNE 30, 2012

	<u>Budgeted Amounts</u>		<u>Actual</u>	<u>Variance with Final Budget- Positive (Negative)</u>
	<u>Original</u>	<u>Final</u>		
Revenues:				
Intergovernmental-state	\$ -	\$ 21,600	\$ 21,600	\$ -
Total revenues	<u>-</u>	<u>21,600</u>	<u>21,600</u>	<u>-</u>
Expenditures:				
Current:				
Support services-central				
Purchased services	-	21,600	21,600	-
Total support services-central	<u>-</u>	<u>21,600</u>	<u>21,600</u>	<u>-</u>
Total expenditures	<u>-</u>	<u>21,600</u>	<u>21,600</u>	<u>-</u>
Net change in fund balance	-	-	-	-
Fund balance at beginning of year	-	-	-	-
Fund balance at end of year	<u>\$ -</u>	<u>\$ -</u>	<u>\$ -</u>	<u>\$ -</u>

**SYLVANIA CITY SCHOOL DISTRICT
LUCAS COUNTY, OHIO**

SCHEDULE OF REVENUES, EXPENDITURES AND CHANGES IN
FUND BALANCE - BUDGET AND ACTUAL (NON-GAAP BUDGETARY BASIS)
VOCATIONAL EDUCATIONAL ENHANCEMENTS
FOR THE FISCAL YEAR ENDED JUNE 30, 2012

	<u>Budgeted Amounts</u>		<u>Actual</u>	Variance with Final Budget- Positive (Negative)
	<u>Original</u>	<u>Final</u>		
Revenues:				
From local sources:				
Intergovernmental-state	\$ 11,664	\$ 11,504	\$ 11,504	\$ -
Total revenues	<u>11,664</u>	<u>11,504</u>	<u>11,504</u>	<u>-</u>
Expenditures:				
Current:				
Instruction-vocational				
Salaries and wages	520	520	520	-
Fringe benefits	312	312	142	170
Purchased services	8,915	8,915	8,915	-
Total instruction-vocational	<u>9,747</u>	<u>9,747</u>	<u>9,577</u>	<u>170</u>
Support services-instructional staff				
Purchased services	369	369	369	-
Supplies and materials	440	440	414	26
Total support services-instructional staff	<u>809</u>	<u>809</u>	<u>783</u>	<u>26</u>
Total expenditures	<u>10,556</u>	<u>10,556</u>	<u>10,360</u>	<u>196</u>
Excess of revenues (under) expenditures	<u>1,108</u>	<u>948</u>	<u>1,144</u>	<u>196</u>
Other financing sources (uses):				
Advances in	2,664	2,628	2,628	-
Advances (out)	(4,328)	(4,328)	(4,328)	-
Total other financing sources (uses)	<u>(1,664)</u>	<u>(1,700)</u>	<u>(1,700)</u>	<u>-</u>
Net change in fund balance	(556)	(752)	(556)	196
Fund balance at beginning of year	2,963	2,963	2,963	-
Prior year encumbrances appropriated	556	556	556	-
Fund balance at end of year.	<u><u>\$ 2,963</u></u>	<u><u>\$ 2,767</u></u>	<u><u>\$ 2,963</u></u>	<u><u>\$ 196</u></u>

**SYLVANIA CITY SCHOOL DISTRICT
LUCAS COUNTY, OHIO**

SCHEDULE OF REVENUES, EXPENDITURES AND CHANGES IN
FUND BALANCE - BUDGET AND ACTUAL (NON-GAAP BUDGETARY BASIS)
POVERTY AID
FOR THE FISCAL YEAR ENDED JUNE 30, 2012

	<u>Budgeted Amounts</u>		<u>Actual</u>	<u>Variance with Final Budget- Positive (Negative)</u>
	<u>Original</u>	<u>Final</u>		
Fund balance at beginning of year	\$ 2	\$ 2	\$ 2	\$ -
Fund balance at end of year.	<u>\$ 2</u>	<u>\$ 2</u>	<u>\$ 2</u>	<u>\$ -</u>

**SYLVANIA CITY SCHOOL DISTRICT
LUCAS COUNTY, OHIO**

SCHEDULE OF REVENUES, EXPENDITURES AND CHANGES IN
FUND BALANCE - BUDGET AND ACTUAL (NON-GAAP BUDGETARY BASIS)
MISCELLANEOUS STATE GRANTS
FOR THE FISCAL YEAR ENDED JUNE 30, 2012

	<u>Budgeted Amounts</u>		<u>Actual</u>	<u>Variance with Final Budget- Positive (Negative)</u>
	<u>Original</u>	<u>Final</u>		
Revenues:				
Intergovernmental-state	\$ 30,916	\$ 26,675	\$ 26,675	\$ -
Total revenues	<u>30,916</u>	<u>26,675</u>	<u>26,675</u>	<u>-</u>
Expenditures:				
Current:				
Support services-pupil				
Salaries and wages	25,690	22,138	22,138	-
Fringe benefits	3,969	3,420	3,420	-
Purchased services	1,015	875	875	-
Total support services-pupil	<u>30,674</u>	<u>26,433</u>	<u>26,433</u>	<u>-</u>
Total expenditures	<u>30,674</u>	<u>26,433</u>	<u>26,433</u>	<u>-</u>
Excess of revenues over expenditures	<u>242</u>	<u>242</u>	<u>242</u>	<u>-</u>
Other financing sources (uses):				
Advances in	34	34	34	-
Advances out	<u>(276)</u>	<u>(276)</u>	<u>(276)</u>	<u>-</u>
Total other financing sources (uses)	<u>(242)</u>	<u>(242)</u>	<u>(242)</u>	<u>-</u>
Net change in fund balance	-	-	-	-
Fund balance (deficit) at beginning of year	(83)	(83)	(83)	-
Prior year encumbrances appropriated	83	83	83	-
Fund balance at end of year	<u>\$ -</u>	<u>\$ -</u>	<u>\$ -</u>	<u>\$ -</u>

**SYLVANIA CITY SCHOOL DISTRICT
LUCAS COUNTY, OHIO**

SCHEDULE OF REVENUES, EXPENDITURES AND CHANGES IN
FUND BALANCE - BUDGET AND ACTUAL (NON-GAAP BUDGETARY BASIS)
ADULT BASIC EDUCATION
FOR THE FISCAL YEAR ENDED JUNE 30, 2012

	<u>Budgeted Amounts</u>		<u>Actual</u>	<u>Variance with Final Budget- Positive (Negative)</u>
	<u>Original</u>	<u>Final</u>		
Revenues:				
From local sources:				
Other local revenue	\$ 92,293	\$ 92,293	\$ 83,972	\$ (8,321)
Total revenues	<u>92,293</u>	<u>92,293</u>	<u>83,972</u>	<u>(8,321)</u>
Expenditures:				
Current:				
Instruction-adult/continuing				
Salaries and wages	55,244	52,982	52,982	-
Fringe benefits	8,874	8,511	8,511	-
Supplies and materials	2,194	2,104	2,030	74
Total instruction-adult/continuing	<u>66,312</u>	<u>63,597</u>	<u>63,523</u>	<u>74</u>
Support services-instructional staff				
Salaries and wages	9,568	9,176	9,176	-
Fringe benefits	1,430	1,371	1,371	-
Purchased services	2,508	2,405	2,405	-
Total support services-instructional staff	<u>13,506</u>	<u>12,952</u>	<u>12,952</u>	<u>-</u>
Support services-administration				
Salaries and wages	1,064	1,020	1,020	-
Fringe benefits	158	152	152	-
Total support services-administration	<u>1,222</u>	<u>1,172</u>	<u>1,172</u>	<u>-</u>
Total expenditures	<u>81,040</u>	<u>77,721</u>	<u>77,647</u>	<u>74</u>
Excess of revenues (under) expenditures	<u>11,253</u>	<u>14,572</u>	<u>6,325</u>	<u>(8,247)</u>
Other financing sources (uses):				
Advances in	-	4,543	4,543	-
Advances out	(11,253)	(10,793)	(10,793)	-
Total other financing sources (uses).	<u>(11,253)</u>	<u>(6,250)</u>	<u>(6,250)</u>	<u>-</u>
Net change in fund balance	-	8,322	75	(8,247)
Fund balance (deficit) at beginning of year.	(250)	(250)	(250)	-
Prior year encumbrances appropriated	250	250	250	-
Fund balance (deficit) at end of year.	<u>\$ -</u>	<u>\$ 8,322</u>	<u>\$ 75</u>	<u>\$ (8,247)</u>

**SYLVANIA CITY SCHOOL DISTRICT
LUCAS COUNTY, OHIO**

SCHEDULE OF REVENUES, EXPENDITURES AND CHANGES IN
FUND BALANCE - BUDGET AND ACTUAL (NON-GAAP BUDGETARY BASIS)
EDUCATION JOBS
FOR THE FISCAL YEAR ENDED JUNE 30, 2012

	<u>Budgeted Amounts</u>		<u>Actual</u>	Variance with Final Budget- Positive (Negative)
	<u>Original</u>	<u>Final</u>		
Revenues:				
Intergovernmental-federal	\$ 679,352	\$ 697,586	\$ 697,586	\$ -
Total revenues	<u>679,352</u>	<u>697,586</u>	<u>697,586</u>	<u>-</u>
Expenditures:				
Current:				
Instruction-regular				
Salaries and wages	486,916	499,985	499,985	-
Fringe benefits	192,436	197,601	197,601	-
Total instruction-regular.	<u>679,352</u>	<u>697,586</u>	<u>697,586</u>	<u>-</u>
Total expenditures	<u>679,352</u>	<u>697,586</u>	<u>697,586</u>	<u>-</u>
Net change in fund balance	-	-	-	-
Fund balance at beginning of year	<u>-</u>	<u>-</u>	<u>-</u>	<u>-</u>
Fund balance at end of year.	<u>\$ -</u>	<u>\$ -</u>	<u>\$ -</u>	<u>\$ -</u>

**SYLVANIA CITY SCHOOL DISTRICT
LUCAS COUNTY, OHIO**

SCHEDULE OF REVENUES, EXPENDITURES AND CHANGES IN
FUND BALANCE - BUDGET AND ACTUAL (NON-GAAP BUDGETARY BASIS)
RACE TO THE TOP
FOR THE FISCAL YEAR ENDED JUNE 30, 2012

	<u>Budgeted Amounts</u>		<u>Actual</u>	<u>Variance with Final Budget- Positive (Negative)</u>
	<u>Original</u>	<u>Final</u>		
Revenues:				
Intergovernmental-federal	\$ -	\$ 1,750	\$ 1,750	\$ -
Total revenues	<u>-</u>	<u>1,750</u>	<u>1,750</u>	<u>-</u>
Expenditures:				
Current:				
Support services-instructional staff				
Salaries and wages	-	1,750	1,750	-
Total support services-instructional staff	<u>-</u>	<u>1,750</u>	<u>1,750</u>	<u>-</u>
Total expenditures	<u>-</u>	<u>1,750</u>	<u>1,750</u>	<u>-</u>
Net change in fund balance	-	-	-	-
Fund balance at beginning of year	<u>-</u>	<u>-</u>	<u>-</u>	<u>-</u>
Fund balance at end of year	<u>\$ -</u>	<u>\$ -</u>	<u>\$ -</u>	<u>\$ -</u>

**SYLVANIA CITY SCHOOL DISTRICT
LUCAS COUNTY, OHIO**

SCHEDULE OF REVENUES, EXPENDITURES AND CHANGES IN
FUND BALANCE - BUDGET AND ACTUAL (NON-GAAP BUDGETARY BASIS)
IDEA PART B
FOR THE FISCAL YEAR ENDED JUNE 30, 2012

	<u>Budgeted Amounts</u>		<u>Actual</u>	<u>Variance with Final Budget- Positive (Negative)</u>
	<u>Original</u>	<u>Final</u>		
Revenues:				
Intergovernmental-federal	\$ 1,805,996	\$ 1,617,497	\$ 1,617,497	\$ -
Total revenues	<u>1,805,996</u>	<u>1,617,497</u>	<u>1,617,497</u>	<u>-</u>
Expenditures:				
Current:				
Instruction-special				
Salaries and wages	18,600	16,914	16,914	-
Fringe benefits	6,320	5,747	5,747	-
Supplies and materials	39,195	35,642	35,578	64
Total instruction-special	<u>64,115</u>	<u>58,303</u>	<u>58,239</u>	<u>64</u>
Support services-pupil				
Purchased services	122,073	111,007	110,537	470
Total support services-pupil	<u>122,073</u>	<u>111,007</u>	<u>110,537</u>	<u>470</u>
Support services-instructional staff				
Salaries and wages	937,919	852,896	852,896	-
Fringe benefits	658,432	598,745	598,745	-
Supplies and materials	2	2	2	-
Total support services-instructional staff	<u>1,596,353</u>	<u>1,451,643</u>	<u>1,451,643</u>	<u>-</u>
Other non-instructional services				
Salaries and wages	16,128	14,666	14,666	-
Fringe benefits	2,581	2,347	2,347	-
Purchased services	73,073	66,449	66,449	-
Total other non-instructional services	<u>91,782</u>	<u>83,462</u>	<u>83,462</u>	<u>-</u>
Total expenditures	<u>1,874,323</u>	<u>1,704,415</u>	<u>1,703,881</u>	<u>534</u>
Excess of revenues (under) expenditures	<u>(68,327)</u>	<u>(86,918)</u>	<u>(86,384)</u>	<u>534</u>
Other financing sources:				
Advances in	88,957	79,672	79,672	-
Total other financing sources	<u>88,957</u>	<u>79,672</u>	<u>79,672</u>	<u>-</u>
Net change in fund balance	20,630	(7,246)	(6,712)	534
Fund balance at beginning of year	6,210	6,210	6,210	-
Prior year encumbrances appropriated	1,037	1,037	1,037	-
Fund balance at end of year	<u>\$ 27,877</u>	<u>\$ 1</u>	<u>\$ 535</u>	<u>\$ 534</u>

**SYLVANIA CITY SCHOOL DISTRICT
LUCAS COUNTY, OHIO**

SCHEDULE OF REVENUES, EXPENDITURES AND CHANGES IN
FUND BALANCE - BUDGET AND ACTUAL (NON-GAAP BUDGETARY BASIS)
VOCATIONAL EDUCATION
FOR THE FISCAL YEAR ENDED JUNE 30, 2012

	<u>Budgeted Amounts</u>		<u>Actual</u>	<u>Variance with Final Budget- Positive (Negative)</u>
	<u>Original</u>	<u>Final</u>		
Revenues:				
Intergovernmental-federal	\$ 149,844	\$ 152,409	\$ 151,144	\$ (1,265)
Total revenues	<u>149,844</u>	<u>152,409</u>	<u>151,144</u>	<u>(1,265)</u>
Expenditures:				
Current:				
Instruction-vocational				
Salaries and wages	2,192	2,211	2,211	-
Fringe benefits	477	481	481	-
Purchased services	11,925	12,027	11,956	71
Supplies and materials	110,516	111,466	111,466	-
Capital outlay	19,914	20,085	20,085	-
Other	5,587	5,635	5,635	-
Total instruction-vocational	<u>150,611</u>	<u>151,905</u>	<u>151,834</u>	<u>71</u>
Total expenditures	<u>150,611</u>	<u>151,905</u>	<u>151,834</u>	<u>71</u>
Excess of revenues over (under) expenditures	<u>(767)</u>	<u>504</u>	<u>(690)</u>	<u>(1,194)</u>
Other financing sources (uses):				
Advances in	1,266	1,266	1,266	-
Advances (out)	<u>(624)</u>	<u>(629)</u>	<u>(629)</u>	<u>-</u>
Total other financing sources (uses)	<u>642</u>	<u>637</u>	<u>637</u>	<u>-</u>
Net change in fund balance	(125)	1,141	(53)	(1,194)
Fund balance (deficit)				
at beginning of year	(61,736)	(61,736)	(61,736)	-
Prior year encumbrances appropriated	61,861	61,861	61,861	-
Fund balance at end of year	<u>\$ -</u>	<u>\$ 1,266</u>	<u>\$ 72</u>	<u>\$ (1,194)</u>

**SYLVANIA CITY SCHOOL DISTRICT
LUCAS COUNTY, OHIO**

SCHEDULE OF REVENUES, EXPENDITURES AND CHANGES IN
FUND BALANCE - BUDGET AND ACTUAL (NON-GAAP BUDGETARY BASIS)
STIMULUS TITLE II-D
FOR THE FISCAL YEAR ENDED JUNE 30, 2012

	<u>Budgeted Amounts</u>		<u>Actual</u>	<u>Variance with Final Budget- Positive (Negative)</u>
	<u>Original</u>	<u>Final</u>		
Revenues:				
Intergovernmental-federal	\$ 453	\$ 6,861	\$ 929	\$ (5,932)
Total revenues	<u>453</u>	<u>6,861</u>	<u>929</u>	<u>(5,932)</u>
Expenditures:				
Current:				
Support services-instructional staff				
Purchased services	-	-	-	-
Supplies and materials	-	5,492	5,492	-
Total support services-instructional staff	<u>-</u>	<u>5,492</u>	<u>5,492</u>	<u>-</u>
Other non-instructional services				
Supplies and materials	453	1,149	1,149	-
Total other non-instructional services	<u>453</u>	<u>1,149</u>	<u>1,149</u>	<u>-</u>
Total expenditures	<u>453</u>	<u>6,641</u>	<u>6,641</u>	<u>-</u>
Excess of revenues over (under) expenditures	<u>-</u>	<u>220</u>	<u>(5,712)</u>	<u>(5,932)</u>
Other financing sources:				
Advances in	-	5,712	5,712	-
Total other financing sources	<u>-</u>	<u>5,712</u>	<u>5,712</u>	<u>-</u>
Net change in fund balance	-	5,932	-	(5,932)
Fund balance (deficit) at beginning of year	(453)	(453)	(453)	-
Prior year encumbrances appropriated	453	453	453	-
Fund balance at end of year	<u>\$ -</u>	<u>\$ 5,932</u>	<u>\$ -</u>	<u>\$ (5,932)</u>

**SYLVANIA CITY SCHOOL DISTRICT
LUCAS COUNTY, OHIO**

SCHEDULE OF REVENUES, EXPENDITURES AND CHANGES IN
FUND BALANCE - BUDGET AND ACTUAL (NON-GAAP BUDGETARY BASIS)
LIMITED ENGLISH PROFICIENCY
FOR THE FISCAL YEAR ENDED JUNE 30, 2012

	<u>Budgeted Amounts</u>		<u>Actual</u>	<u>Variance with Final Budget- Positive (Negative)</u>
	<u>Original</u>	<u>Final</u>		
Revenues:				
Intergovernmental-federal.	\$ 32,779	\$ 26,983	\$ 24,253	\$ (2,730)
Total revenues	<u>32,779</u>	<u>26,983</u>	<u>24,253</u>	<u>(2,730)</u>
Expenditures:				
Current:				
Instruction-special				
Salaries and wages	21,730	16,177	16,177	-
Fringe benefits	5,744	4,276	4,276	-
Supplies and materials	2,700	2,010	2,010	-
Total instruction-special.	<u>30,174</u>	<u>22,463</u>	<u>22,463</u>	<u>-</u>
Support services-instructional staff				
Purchased services	2,687	2,000	2,000	-
Total support services-instructional staff	<u>2,687</u>	<u>2,000</u>	<u>2,000</u>	<u>-</u>
Other non-instructional services				
Supplies and materials	502	374	333	41
Total other non-instructional services	<u>502</u>	<u>374</u>	<u>333</u>	<u>41</u>
Total expenditures	<u>33,363</u>	<u>24,837</u>	<u>24,796</u>	<u>41</u>
Excess of revenues (under) expenditures	<u>(584)</u>	<u>2,146</u>	<u>(543)</u>	<u>(2,689)</u>
Other financing sources:				
Advances in.	371	371	371	-
Total other financing sources.	<u>371</u>	<u>371</u>	<u>371</u>	<u>-</u>
Net change in fund balance	(213)	2,517	(172)	(2,689)
Fund balance (deficit) at beginning of year.	(1,686)	(1,686)	(1,686)	-
Prior year encumbrances appropriated	1,899	1,899	1,899	-
Fund balance at end of year	<u>\$ -</u>	<u>\$ 2,730</u>	<u>\$ 41</u>	<u>\$ (2,689)</u>

**SYLVANIA CITY SCHOOL DISTRICT
LUCAS COUNTY, OHIO**

SCHEDULE OF REVENUES, EXPENDITURES AND CHANGES IN
FUND BALANCE - BUDGET AND ACTUAL (NON-GAAP BUDGETARY BASIS)
TITLE I
FOR THE FISCAL YEAR ENDED JUNE 30, 2012

	<u>Budgeted Amounts</u>		<u>Actual</u>	<u>Variance with Final Budget- Positive (Negative)</u>
	<u>Original</u>	<u>Final</u>		
Revenues:				
Intergovernmental-federal	\$ 962,540	\$ 858,631	\$ 851,886	\$ (6,745)
Total revenues	<u>962,540</u>	<u>858,631</u>	<u>851,886</u>	<u>(6,745)</u>
Expenditures:				
Current:				
Instruction-regular				
Purchased services	11,024	9,836	9,836	-
Total instruction-regular	<u>11,024</u>	<u>9,836</u>	<u>9,836</u>	<u>-</u>
Instruction-special				
Salaries and wages	623,684	556,494	556,494	-
Fringe benefits	188,677	168,351	168,351	-
Supplies and materials	64,458	57,514	57,514	-
Total instruction-special	<u>876,819</u>	<u>782,359</u>	<u>782,359</u>	<u>-</u>
Support services-instructional staff				
Purchased services	3,117	2,781	2,781	-
Total support services-instructional staff	<u>3,117</u>	<u>2,781</u>	<u>2,781</u>	<u>-</u>
Support services-pupil transportation				
Purchased services	1,013	904	904	-
Total support services-pupil transportation	<u>1,013</u>	<u>904</u>	<u>904</u>	<u>-</u>
Other non-instructional services				
Purchased services	75,654	67,504	67,504	-
Supplies and materials	2,964	2,645	2,645	-
Total other non-instructional services	<u>78,618</u>	<u>70,149</u>	<u>70,149</u>	<u>-</u>
Total expenditures	<u>970,591</u>	<u>866,029</u>	<u>866,029</u>	<u>-</u>
Excess of revenues under expenditures	<u>(8,051)</u>	<u>(7,398)</u>	<u>(14,143)</u>	<u>(6,745)</u>
Other financing sources:				
Advances in	7,398	7,398	7,398	-
Total other financing sources	<u>7,398</u>	<u>7,398</u>	<u>7,398</u>	<u>-</u>
Net change in fund balance	(653)	-	(6,745)	(6,745)
Fund balance (deficit) at beginning of year	(58,564)	(58,564)	(58,564)	-
Prior year encumbrances appropriated	65,309	65,309	65,309	-
Fund balance at end of year	<u>\$ 6,092</u>	<u>\$ 6,745</u>	<u>\$ -</u>	<u>\$ (6,745)</u>

**SYLVANIA CITY SCHOOL DISTRICT
LUCAS COUNTY, OHIO**

SCHEDULE OF REVENUES, EXPENDITURES AND CHANGES IN
FUND BALANCE - BUDGET AND ACTUAL (NON-GAAP BUDGETARY BASIS)
PRE-SCHOOL FOR THE HANDICAPPED GRANT
FOR THE FISCAL YEAR ENDED JUNE 30, 2012

	<u>Budgeted Amounts</u>		<u>Actual</u>	Variance with Final Budget- Positive (Negative)
	<u>Original</u>	<u>Final</u>		
Revenues:				
Intergovernmental-federal.	\$ 34,296	\$ 34,296	\$ 34,296	\$ -
Total revenues	<u>34,296</u>	<u>34,296</u>	<u>34,296</u>	<u>-</u>
Expenditures:				
Current:				
Support services-instructional staff				
Salaries and wages	22,636	22,636	22,636	-
Fringe benefits	11,660	11,660	11,660	-
Total support services-instructional staff	<u>34,296</u>	<u>34,296</u>	<u>34,296</u>	<u>-</u>
Net change in fund balance	-	-	-	-
Fund balance at beginning of year	<u>-</u>	<u>-</u>	<u>-</u>	<u>-</u>
Fund balance at end of year.	<u>\$ -</u>	<u>\$ -</u>	<u>\$ -</u>	<u>\$ -</u>

**SYLVANIA CITY SCHOOL DISTRICT
LUCAS COUNTY, OHIO**

SCHEDULE OF REVENUES, EXPENDITURES AND CHANGES IN
FUND BALANCE - BUDGET AND ACTUAL (NON-GAAP BUDGETARY BASIS)
IMPROVING TEACHER QUALITY
FOR THE FISCAL YEAR ENDED JUNE 30, 2012

	<u>Budgeted Amounts</u>		<u>Actual</u>	<u>Variance with Final Budget- Positive (Negative)</u>
	<u>Original</u>	<u>Final</u>		
Revenues:				
Intergovernmental-federal.	\$ 211,457	\$ 68,584	\$ 68,584	\$ -
Total revenues	<u>211,457</u>	<u>68,584</u>	<u>68,584</u>	<u>-</u>
Expenditures:				
Current:				
Instruction-regular				
Salaries and wages	39,222	59,874	59,874	-
Fringe benefits	12,305	18,785	18,785	-
Total instruction-regular.	<u>51,527</u>	<u>78,659</u>	<u>78,659</u>	<u>-</u>
Other non-instructional services				
Purchased services	390	596	596	-
Total other non-instructional services	<u>390</u>	<u>596</u>	<u>596</u>	<u>-</u>
Total expenditures	<u>51,917</u>	<u>79,255</u>	<u>79,255</u>	<u>-</u>
Excess of revenues (under) expenditures	<u>159,540</u>	<u>(10,671)</u>	<u>(10,671)</u>	<u>-</u>
Other financing sources (uses):				
Transfers in	-	742	742	-
Transfers out	-	(742)	(742)	-
Advances in.	-	7,953	7,953	-
Total other financing sources (uses).	<u>-</u>	<u>7,953</u>	<u>7,953</u>	<u>-</u>
Net change in fund balance	159,540	(2,718)	(2,718)	-
Fund balance at beginning of year	<u>2,718</u>	<u>2,718</u>	<u>2,718</u>	<u>-</u>
Fund balance at end of year.	<u>\$ 162,258</u>	<u>\$ -</u>	<u>\$ -</u>	<u>\$ -</u>

**SYLVANIA CITY SCHOOL DISTRICT
LUCAS COUNTY, OHIO**

SCHEDULE OF REVENUES, EXPENDITURES AND CHANGES IN
FUND BALANCE - BUDGET AND ACTUAL (NON-GAAP BUDGETARY BASIS)
UNIFORM SCHOOL SUPPLIES
FOR THE FISCAL YEAR ENDED JUNE 30, 2012

	<u>Budgeted Amounts</u>		<u>Actual</u>	<u>Variance with Final Budget- Positive (Negative)</u>
	<u>Original</u>	<u>Final</u>		
Revenues:				
From local sources:				
Classroom materials and fees	\$ 215,547	\$ 270,156	\$ 223,114	\$ (47,042)
Total revenues	<u>215,547</u>	<u>270,156</u>	<u>223,114</u>	<u>(47,042)</u>
Expenditures:				
Current:				
Instruction-regular				
Supplies and materials	255,221	235,997	235,161	836
Total instruction-regular.	<u>255,221</u>	<u>235,997</u>	<u>235,161</u>	<u>836</u>
Other non-instructional services				
Supplies and materials	15,522	14,353	14,353	-
Total other non-instructional services	<u>15,522</u>	<u>14,353</u>	<u>14,353</u>	<u>-</u>
Total expenditures	<u>270,743</u>	<u>250,350</u>	<u>249,514</u>	<u>836</u>
Excess of revenues (under) expenditures	<u>(55,196)</u>	<u>19,806</u>	<u>(26,400)</u>	<u>(46,206)</u>
Other financing sources (uses):				
Transfers in.	30,068	37,686	39,637	1,951
Advances in.	24,541	30,758	30,763	5
Advances (out)	(34,174)	(31,600)	(31,600)	-
Total other financing sources (uses)	<u>20,435</u>	<u>36,844</u>	<u>38,800</u>	<u>1,956</u>
Net change in fund balance	(34,761)	56,650	12,400	(44,250)
Fund balance (deficit) at beginning of year.	(19,349)	(19,349)	(19,349)	-
Prior year encumbrances appropriated	54,787	54,787	54,787	-
Fund balance at end of year	<u>\$ 677</u>	<u>\$ 92,088</u>	<u>\$ 47,838</u>	<u>\$ (44,250)</u>

**SYLVANIA CITY SCHOOL DISTRICT
LUCAS COUNTY, OHIO**

SCHEDULE OF REVENUES, EXPENDITURES AND CHANGES IN
FUND BALANCE - BUDGET AND ACTUAL (NON-GAAP BUDGETARY BASIS)
SPECIAL SERVICES ROTARY FUND
FOR THE FISCAL YEAR ENDED JUNE 30, 2012

	<u>Budgeted Amounts</u>		<u>Actual</u>	<u>Variance with Final Budget- Positive (Negative)</u>
	<u>Original</u>	<u>Final</u>		
Revenues:				
From local sources:				
Contract services	\$ 22,700	\$ 24,200	\$ 34,260	\$ 10,060
Total revenues	<u>22,700</u>	<u>24,200</u>	<u>34,260</u>	<u>10,060</u>
Expenditures:				
Current:				
Community services				
Supplies and materials	31,415	49,021	41,011	8,010
Total community services	<u>31,415</u>	<u>49,021</u>	<u>41,011</u>	<u>8,010</u>
Total expenditures	<u>31,415</u>	<u>49,021</u>	<u>41,011</u>	<u>8,010</u>
Excess (deficiency) of revenues over (under) expenditures	<u>(8,715)</u>	<u>(24,821)</u>	<u>(6,751)</u>	<u>18,070</u>
Other financing sources (uses):				
Transfers (out)	-	(18,290)	(18,290)	-
Advances in	-	3,185	3,185	-
Advances (out)	-	(1,000)	(1,000)	-
Total other financing sources (uses)	<u>-</u>	<u>(16,105)</u>	<u>(16,105)</u>	<u>-</u>
Net change in fund balance	(8,715)	(40,926)	(22,856)	18,070
Fund balance at beginning of year	38,997	38,997	38,997	-
Prior year encumbrances appropriated	2,215	2,215	2,215	-
Fund balance at end of year	<u>\$ 32,497</u>	<u>\$ 286</u>	<u>\$ 18,356</u>	<u>\$ 18,070</u>

**SYLVANIA CITY SCHOOL DISTRICT
LUCAS COUNTY, OHIO**

SCHEDULE OF REVENUES, EXPENDITURES AND CHANGES IN
FUND BALANCE - BUDGET AND ACTUAL (NON-GAAP BUDGETARY BASIS)
NATATORIUM
FOR THE FISCAL YEAR ENDED JUNE 30, 2012

	<u>Budgeted Amounts</u>		<u>Actual</u>	<u>Variance with Final Budget- Positive (Negative)</u>
	<u>Original</u>	<u>Final</u>		
Revenues:				
From local sources:				
Contract services	\$ 42,500	\$ 55,048	\$ 60,212	\$ 5,164
Total revenues	<u>42,500</u>	<u>55,048</u>	<u>60,212</u>	<u>5,164</u>
Expenditures:				
Current:				
Other non-instructional services				
Salaries and wages	39,000	56,000	56,000	-
Fringe benefits	5,900	8,627	8,627	-
Supplies and materials	-	3,319	3,319	-
Total other non-instructional services.	<u>44,900</u>	<u>67,946</u>	<u>67,946</u>	<u>-</u>
Total expenditures	<u>44,900</u>	<u>67,946</u>	<u>67,946</u>	<u>-</u>
Excess of revenues (under) expenditures	<u>(2,400)</u>	<u>(12,898)</u>	<u>(7,734)</u>	<u>5,164</u>
Other financing sources:				
Transfers in.	2,400	11,435	6,275	(5,160)
Total other financing sources	<u>2,400</u>	<u>11,435</u>	<u>6,275</u>	<u>(5,160)</u>
Net change in fund balance	-	(1,463)	(1,459)	4
Fund balance at beginning of year	<u>1,465</u>	<u>1,465</u>	<u>1,465</u>	<u>-</u>
Fund balance at end of year.	<u>\$ 1,465</u>	<u>\$ 2</u>	<u>\$ 6</u>	<u>\$ 4</u>

**SYLVANIA CITY SCHOOL DISTRICT
LUCAS COUNTY, OHIO**

SCHEDULE OF REVENUES, EXPENDITURES AND CHANGES IN
FUND BALANCE - BUDGET AND ACTUAL (NON-GAAP BUDGETARY BASIS)
ROTARY FUND
FOR THE FISCAL YEAR ENDED JUNE 30, 2012

	<u>Budgeted Amounts</u>		<u>Actual</u>	<u>Variance with Final Budget- Positive (Negative)</u>
	<u>Original</u>	<u>Final</u>		
Revenues:				
From local sources:				
Contributions and donations	\$ 30,000	\$ 30,000	\$ 43,835	\$ 13,835
Total revenues	<u>30,000</u>	<u>30,000</u>	<u>43,835</u>	<u>13,835</u>
Expenditures:				
Current:				
Support services-instructional staff				
Salaries and wages	19,279	19,279	13,975	5,304
Fringe benefits	4,761	4,761	4,761	-
Total support services-instructional staff	<u>24,040</u>	<u>24,040</u>	<u>18,736</u>	<u>5,304</u>
Community services				
Other	20,001	20,001	13,898	6,103
Total community services	<u>20,001</u>	<u>20,001</u>	<u>13,898</u>	<u>6,103</u>
Total expenditures	<u>44,041</u>	<u>44,041</u>	<u>32,634</u>	<u>11,407</u>
Net change in fund balance	(14,041)	(14,041)	11,201	25,242
Fund balance at beginning of year	59,524	59,524	59,524	-
Prior year encumbrances appropriated	1	1	1	-
Fund balance at end of year.	<u>\$ 45,484</u>	<u>\$ 45,484</u>	<u>\$ 70,726</u>	<u>\$ 25,242</u>

**SYLVANIA CITY SCHOOL DISTRICT
LUCAS COUNTY, OHIO**

SCHEDULE OF REVENUES, EXPENDITURES AND CHANGES IN
FUND BALANCE - BUDGET AND ACTUAL (NON-GAAP BUDGETARY BASIS)
PUBLIC SCHOOL SUPPORT
FOR THE FISCAL YEAR ENDED JUNE 30, 2012

	<u>Budgeted Amounts</u>		<u>Actual</u>	<u>Variance with Final Budget- Positive (Negative)</u>
	<u>Original</u>	<u>Final</u>		
Revenues:				
From local sources:				
Extracurricular	\$ 395,309	\$ 468,111	\$ 271,265	\$ (196,846)
Contributions and donations.	-	-	36,250	36,250
Total revenues	<u>395,309</u>	<u>468,111</u>	<u>307,515</u>	<u>(160,596)</u>
Expenditures:				
Current:				
Extracurricular activities				
Fringe benefits	28	30	27	3
Other	470,802	512,909	305,551	207,358
Total extracurricular activities.	<u>470,830</u>	<u>512,939</u>	<u>305,578</u>	<u>207,361</u>
Total expenditures	<u>470,830</u>	<u>512,939</u>	<u>305,578</u>	<u>207,361</u>
Net change in fund balance	(75,521)	(44,828)	1,937	46,765
Fund balance at beginning of year	252,437	252,437	252,437	-
Prior year encumbrances appropriated	23,526	23,526	23,526	-
Fund balance at end of year.	<u>\$ 200,442</u>	<u>\$ 231,135</u>	<u>\$ 277,900</u>	<u>\$ 46,765</u>

**SYLVANIA CITY SCHOOL DISTRICT
LUCAS COUNTY, OHIO**

SCHEDULE OF REVENUES, EXPENDITURES AND CHANGES IN
FUND BALANCE - BUDGET AND ACTUAL (NON-GAAP BUDGETARY BASIS)
PERMANENT IMPROVEMENT
FOR THE FISCAL YEAR ENDED JUNE 30, 2012

	<u>Budgeted Amounts</u>		<u>Actual</u>	<u>Variance with Final Budget- Positive (Negative)</u>
	<u>Original</u>	<u>Final</u>		
Revenues:				
From local sources:				
Property taxes	\$ 380,064	\$ 380,064	\$ 367,731	\$ (12,333)
Payments in lieu of taxes.	6,191	6,191	6,191	-
Intergovernmental-state	58,725	58,725	64,542	5,817
Total revenues	<u>444,980</u>	<u>444,980</u>	<u>438,464</u>	<u>(6,516)</u>
Expenditures:				
Current:				
Support services-fiscal				
Other	8,280	8,280	6,038	2,242
Total support services-fiscal.	<u>8,280</u>	<u>8,280</u>	<u>6,038</u>	<u>2,242</u>
Support services-operations & maintenance				
Purchased services	66,000	66,000	24,495	41,505
Supplies and materials	9,800	9,800	9,800	-
Capital outlay	17,500	17,500	17,273	227
Total support services-operations & maintenance	<u>93,300</u>	<u>93,300</u>	<u>51,568</u>	<u>41,732</u>
Support services-pupil transportation				
Supplies and materials	10,000	10,000	-	10,000
Capital outlay	152,220	152,220	152,220	-
Total support services-pupil transportation	<u>162,220</u>	<u>162,220</u>	<u>152,220</u>	<u>10,000</u>
Facilities acquisition & construction				
Purchased services	642,040	642,040	620,578	21,462
Total facilities acquisition & construction.	<u>642,040</u>	<u>642,040</u>	<u>620,578</u>	<u>21,462</u>
Total expenditures	<u>905,840</u>	<u>905,840</u>	<u>830,404</u>	<u>75,436</u>
Net change in fund balance	(460,860)	(460,860)	(391,940)	68,920
Fund balance at beginning of year	245,961	245,961	245,961	-
Prior year encumbrances appropriated	349,540	349,540	349,540	-
Fund balance (deficit) at end of year.	<u>\$ 134,641</u>	<u>\$ 134,641</u>	<u>\$ 203,561</u>	<u>\$ 68,920</u>

FIDUCIARY FUNDS

Fiduciary fund reporting focuses on net assets and changes in net assets. The fiduciary fund category is split into four classifications: Pension trust funds, investment trust funds, private purpose trust and agency funds. Trust funds are used to account for assets held by the District under a trust agreement for individuals, private organizations, or other governments and are therefore not available to support the District's own programs. Agency funds are purely custodial (assets equal liabilities) and thus do not involve the measure of results of operations

Private-purpose Trust Fund

Scholarship Fund

Section 5705.09, Revised Code

This fund accounts for monies to be set aside for college scholarships for students enrolled in the School District. The income from such a fund may be expended, but the principal must remain intact.

Agency Fund

Student Managed Activity Fund

Section 3315.062, Revised Code

This fund accounts for those student activity programs which have student participation in the activity and have students involved in the management of the program.

**SYLVANIA CITY SCHOOL DISTRICT
LUCAS COUNTY, OHIO**

SCHEDULE OF REVENUES, EXPENDITURES AND CHANGES IN
FUND BALANCE - BUDGET AND ACTUAL (NON-GAAP BUDGETARY BASIS)
SCHOLARSHIP
FOR THE FISCAL YEAR ENDED JUNE 30, 2012

	<u>Budgeted Amounts</u>		<u>Actual</u>	<u>Variance with Final Budget- Positive (Negative)</u>
	<u>Original</u>	<u>Final</u>		
Revenues:				
From local sources:				
Earnings on investments	\$ 50	\$ 50	\$ 6	\$ (44)
Gifts and contributions	1,000	1,500	2,837	1,337
Total revenues	<u>1,050</u>	<u>1,550</u>	<u>2,843</u>	<u>1,293</u>
Expenditures:				
Current:				
Support services-pupil				
Scholarships awarded	2,000	2,000	-	2,000
Total support services-pupil	<u>2,000</u>	<u>2,000</u>	<u>-</u>	<u>2,000</u>
Other non-instructional services				
Scholarships awarded	3,400	3,400	3	3,397
Total other non-instructional services	<u>3,400</u>	<u>3,400</u>	<u>3</u>	<u>3,397</u>
Extracurricular activities				
Scholarships awarded	2,500	4,000	750	3,250
Total extracurricular activities	<u>2,500</u>	<u>4,000</u>	<u>750</u>	<u>3,250</u>
Total expenditures	<u>7,900</u>	<u>9,400</u>	<u>753</u>	<u>8,647</u>
Net change in fund balance	(6,850)	(7,850)	2,090	9,940
Fund balance at beginning of year	<u>11,725</u>	<u>11,725</u>	<u>11,725</u>	<u>-</u>
Fund balance at end of year	<u>\$ 4,875</u>	<u>\$ 3,875</u>	<u>\$ 13,815</u>	<u>\$ 9,940</u>

**SYLVANIA CITY SCHOOL DISTRICT
LUCAS COUNTY, OHIO**

STATEMENT OF CHANGES IN ASSETS AND LIABILITIES
AGENCY FUND
FOR THE FISCAL YEAR ENDED JUNE 30, 2012

	<u>Beginning Balance July 1, 2011</u>	<u>Additions</u>	<u>Deletions</u>	<u>Ending Balance June 30, 2012</u>
Student Managed Activities Fund				
Assets:				
Equity in pooled cash and cash equivalents.	\$ 169,335	\$ 144,195	\$ 208,860	\$ 104,670
Total assets	<u>\$ 169,335</u>	<u>\$ 144,195</u>	<u>\$ 208,860</u>	<u>\$ 104,670</u>
Liabilities:				
Accounts payable	\$ 1,247	\$ 1,825	\$ 1,247	\$ 1,825
Loans payable	-	537	-	537
Due to students	<u>168,088</u>	<u>141,833</u>	<u>207,613</u>	<u>102,308</u>
Total liabilities	<u>\$ 169,335</u>	<u>\$ 144,195</u>	<u>\$ 208,860</u>	<u>\$ 104,670</u>

Sylvania City Schools



STATISTICAL SECTION

The aggressive and intense approach of the Sylvania School District allows time for teachers to research, learn and share best practices before the full implementation of the Common Core Standards in 2014-2015.

STATISTICAL SECTION

THIS PAGE IS INTENTIONALLY LEFT BLANK

**SYLVANIA CITY SCHOOL DISTRICT
LUCAS COUNTY, OHIO**

STATISTICAL SECTION

This part of the Sylvania City School District's comprehensive annual financial report presents detailed information as a context for understanding what the information in the financial statements, note disclosures, and required supplementary information says about the District's overall financial health.

<u>Contents</u>	<u>Page</u>
Financial Trends These schedules contain trend information to help the reader understand how the District's financial performance and well-being have changed over time.	S2 - S11
Revenue Capacity These schedules contain information to help the reader assess the District's most significant local revenue source, the property tax.	S12 - S19
Debt Capacity These schedules present information to help the reader assess the affordability of the District's current levels of outstanding debt and the District's ability to issue additional debt in the future.	S20 - S23
Demographic and Economic Information These schedules offer demographic and economic indicators to help the reader understand the environment within which the District's financial activities take place.	S24
Operating Information These schedules contain service and infrastructure data to help the reader understand how the information in the District's financial report relates to the services the District provides and the activities it performs.	S25 - S34

Sources: The District implemented GASB Statement 34 in 2003; schedules presenting government-wide information include information beginning in that year.

**SYLVANIA CITY SCHOOL DISTRICT
LUCAS COUNTY, OHIO**

NET ASSETS BY COMPONENT
LAST NINE FISCAL YEARS
(ACCRUAL BASIS OF ACCOUNTING)

	<u>2012</u>	<u>2011</u>	<u>2010</u>	<u>2009</u>
Governmental activities				
Invested in capital assets, net of related debt	\$ 16,273,543	\$ 15,807,676	\$ 18,997,215	\$ 17,939,259
Restricted	4,388,544	3,631,117	3,569,858	4,202,610
Unrestricted (deficit)	(12,095,096)	(12,940,736)	(10,741,455)	(4,397,614)
Total governmental activities net assets	<u>\$ 8,566,991</u>	<u>\$ 6,498,057</u>	<u>\$ 11,825,618</u>	<u>\$ 17,744,255</u>

Source: School District financial records.

<u>2008</u>	<u>2007</u>	<u>2006</u>	<u>2005</u>	<u>2004</u>
\$ 18,620,573	\$ 17,578,571	\$ 17,141,861	\$ 18,202,970	\$ 16,657,375
2,735,297	2,888,888	2,637,434	4,117,629	2,528,858
448,642	1,454,335	(4,421,995)	(12,997,333)	(14,853,379)
<u>\$ 21,804,512</u>	<u>\$ 21,921,794</u>	<u>\$ 15,357,300</u>	<u>\$ 9,323,266</u>	<u>\$ 4,332,854</u>

**SYLVANIA CITY SCHOOL DISTRICT
LUCAS COUNTY, OHIO**

**CHANGES IN NET ASSETS
LAST NINE FISCAL YEARS
(ACCRUAL BASIS OF ACCOUNTING)**

	<u>2012</u>	<u>2011</u>	<u>2010</u>	<u>2009</u>
Expenses				
Governmental activities:				
Instruction:				
Regular	\$ 33,248,216	\$ 35,895,798	\$ 35,544,660	\$ 36,243,051
Special	8,384,850	9,006,976	9,262,000	8,332,050
Vocational	1,791,409	2,250,516	2,300,740	2,503,138
Adult/Continuing	63,024	36,094	52,272	93,991
Other instructional	1,723,810	1,717,014	1,682,695	1,688,636
Support services:				
Pupil	5,497,493	6,767,500	5,776,063	5,894,790
Instructional staff	3,982,751	4,133,007	5,046,879	4,806,033
Board of education	28,371	16,401	26,884	18,684
Administration	8,391,763	9,461,636	8,895,047	7,475,022
Fiscal	1,882,065	1,627,076	1,740,510	1,614,397
Business	209,741	220,908	192,197	111,813
Operations and maintenance	8,742,706	9,626,916	9,670,074	10,023,645
Pupil transportation	4,964,367	5,130,207	5,310,349	5,302,161
Central	981,385	1,216,292	1,207,259	1,167,987
Operation of non-instructional services:				
Food service operations	1,797,621	2,182,491	2,158,276	1,996,133
Other non-instructional services	1,168,920	1,269,893	1,098,748	1,368,054
Extracurricular activities	2,536,129	2,540,167	2,540,507	2,583,209
Interest and fiscal charges	4,927,828	5,221,783	5,315,060	2,398,739
Total governmental activities expenses	<u>90,322,449</u>	<u>98,320,675</u>	<u>97,820,220</u>	<u>93,621,533</u>

	<u>2008</u>	<u>2007</u>	<u>2006</u>	<u>2005</u>	<u>2004</u>
\$	33,977,991	\$ 32,455,978	\$ 30,983,869	\$ 29,734,135	\$ 31,395,058
	7,489,180	7,168,217	7,001,374	6,870,205	7,202,564
	2,384,615	2,151,936	2,242,348	2,039,407	2,176,073
	100,208	101,083	93,733	104,984	87,329
	1,394,321	1,200,270	1,250,106	976,231	681,346
	5,540,665	4,564,533	4,508,486	4,422,882	4,039,903
	4,550,914	4,102,494	3,914,507	3,844,465	4,384,884
	17,584	16,216	14,144	12,463	10,632
	7,507,598	6,698,861	6,800,388	6,314,181	5,061,340
	1,612,354	1,479,979	1,371,982	1,332,056	1,265,944
	126,794	213,447	257,092	114,430	225,482
	9,115,908	8,361,312	7,885,775	6,817,301	8,733,003
	5,036,343	4,507,497	4,330,919	4,097,703	3,976,985
	1,062,925	988,667	1,063,251	751,929	1,461,731
	1,823,741	1,921,482	2,049,360	2,058,230	2,039,811
	1,236,052	1,217,470	1,090,943	1,106,968	1,058,517
	2,484,266	2,346,609	2,355,560	2,278,115	2,053,611
	1,691,993	1,656,643	1,817,938	1,888,483	1,863,718
	<u>87,153,452</u>	<u>81,152,694</u>	<u>79,031,775</u>	<u>74,764,168</u>	<u>77,717,931</u>

-- continued

**SYLVANIA CITY SCHOOL DISTRICT
LUCAS COUNTY, OHIO**

CHANGES IN NET ASSETS - (Continued)
LAST NINE FISCAL YEARS
(ACCRUAL BASIS OF ACCOUNTING)

Program Revenues	2012	2011	2010	2009
Governmental activities:				
Charges for services and sales:				
Instruction:				
Regular	\$ 816,979	\$ 745,254	\$ 630,020	\$ 628,892
Special	577,689	583,790	386,364	391,503
Support services:				
Instructional staff	-	-	-	-
Operations and maintenance	36,751	42,930	25,739	59,104
Pupil transportation	45,138	39,895	38,757	33,327
Operation of non-instructional services:				
Food service operations	894,810	1,120,849	1,128,880	1,137,131
Other non-instructional services	107,421	85,053	63,346	76,395
Extracurricular activities	806,730	686,944	739,515	692,951
Operating grants and contributions:				
Instruction:				
Regular	126,350	1,938,637	592,268	167,597
Special	1,430,140	1,679,330	1,069,864	1,419,441
Vocational	285,263	306,940	333,075	288,929
Adult/Continuing	63,869	36,070	-	91,099
Other instructional	-	116,596	84,022	-
Support services:				
Pupil	134,789	107,694	17,762	28,231
Instructional staff	1,414,055	2,560,064	2,218,541	1,528,516
Administration	1,193	50,330	87,801	7,174
Operations and maintenance	200	-	-	35,446
Pupil transportation	895	-	-	261,628
Central	21,600	32,300	264,920	61,398
Operation of non-instructional services:				
Food service operations	709,741	677,473	572,922	407,951
Other non-instructional services	1,087,744	1,123,574	1,113,597	1,133,874
Extracurricular activities	36,251	38,383	47,713	20,011
Capital grants and contributions:				
Instruction:				
Regular	-	-	-	-
Pupil transportation	-	-	-	79,049
Total governmental program revenues	<u>8,597,608</u>	<u>11,972,106</u>	<u>9,415,106</u>	<u>8,549,647</u>
Net (Expense)/Revenue				
Governmental activities	<u>\$ (81,724,841)</u>	<u>\$ (86,348,569)</u>	<u>\$ (88,405,114)</u>	<u>\$ (85,071,886)</u>
General Revenues and Other Changes in Net Assets				
Governmental activities:				
Property taxes levied for:				
General purposes	\$ 51,929,769	\$ 48,100,515	\$ 48,890,899	\$ 49,851,399
Debt service	7,216,887	6,945,741	6,953,432	5,605,623
Capital outlay	365,998	359,711	362,513	361,561
Payments in lieu of taxes	619,100	511,286	-	-
Grants and entitlements not restricted to specific programs	23,302,354	24,526,349	25,119,293	24,162,588
Investment earnings	50,031	153,599	668,567	565,673
Gain on disposal of capital assets	75,727	-	-	25,674
Miscellaneous	233,909	423,807	491,773	439,111
Special item	-	-	-	-
Total governmental activities	<u>83,793,775</u>	<u>81,021,008</u>	<u>82,486,477</u>	<u>81,011,629</u>
Change in Net Assets				
Governmental activities	<u>\$ 2,068,934</u>	<u>\$ (5,327,561)</u>	<u>\$ (5,918,637)</u>	<u>\$ (4,060,257)</u>

Source: School District financial records.

	2008	2007	2006	2005	2004
\$	927,900	\$ 1,103,877	\$ 935,122	\$ 1,024,000	\$ 893,095
	197,593	-	-	-	-
	-	-	-	-	5,100
	57,181	26,580	38,992	44,857	72,358
	48,533	33,341	27,269	23,464	-
	1,168,772	1,280,519	1,388,524	1,346,251	1,412,997
	89,952	91,991	118,879	103,465	102,062
	640,950	658,055	663,633	648,157	660,170
	228,714	203,952	212,949	263,692	346,782
	1,101,269	1,431,435	1,357,101	1,478,333	1,398,906
	247,160	340,111	91,123	89,407	63,287
	102,311	85,145	107,642	96,350	103,884
	-	-	3,666	7,677	410
	34,597	29,691	67,417	31,857	30,718
	1,899,155	1,790,835	1,931,383	1,744,607	1,161,703
	1,550	843	444	3,785	3,288
	-	-	-	-	-
	199,864	215,516	-	-	-
	65,649	65,523	65,551	62,800	67,193
	388,060	305,537	289,164	259,066	258,420
	1,112,562	988,081	989,716	961,428	953,991
	46,301	86,352	74,856	34,347	-
	56,908	-	-	67,200	-
	-	-	-	-	-
	<u>8,614,981</u>	<u>8,737,384</u>	<u>8,363,431</u>	<u>8,290,743</u>	<u>7,534,364</u>
\$	<u>(78,538,471)</u>	<u>(72,415,310)</u>	<u>(70,668,344)</u>	<u>(66,473,425)</u>	<u>(70,183,567)</u>
\$	50,531,356	\$ 52,639,181	\$ 51,488,436	\$ 47,111,824	\$ 42,673,705
	3,368,746	3,421,446	3,202,896	3,160,832	3,008,580
	420,296	367,930	364,431	369,331	349,872
	-	-	-	-	-
	22,605,304	20,834,647	20,478,604	20,358,920	20,538,247
	1,161,599	1,320,463	801,947	290,825	158,760
	-	-	6,674	-	-
	333,888	396,137	216,016	172,105	369,386
	-	-	143,374	-	-
	<u>78,421,189</u>	<u>78,979,804</u>	<u>76,702,378</u>	<u>71,463,837</u>	<u>67,098,550</u>
\$	<u>(117,282)</u>	<u>6,564,494</u>	<u>6,034,034</u>	<u>4,990,412</u>	<u>(3,085,017)</u>

**SYLVANIA CITY SCHOOL DISTRICT
LUCAS COUNTY, OHIO**

FUND BALANCES, GOVERNMENTAL FUNDS
LAST TEN FISCAL YEARS
(MODIFIED ACCRUAL BASIS OF ACCOUNTING)

	<u>2012</u>	<u>2011</u>	<u>2010</u>	<u>2009</u>
General Fund:				
Assigned	\$ -	\$ 1,087,493	\$ -	\$ -
Unassigned (deficit)	(982,632)	(4,482,477)	-	-
Reserved	-	-	2,839,596	2,148,337
Unreserved (deficit)	-	-	(3,723,495)	2,776,713
	<u> </u>	<u> </u>	<u> </u>	<u> </u>
Total general fund	<u>(982,632)</u>	<u>(3,394,984)</u>	<u>(883,899)</u>	<u>4,925,050</u>
All Other Governmental Funds:				
Nonspendable	\$ 63,093	\$ 16,798	\$ -	\$ -
Restricted	8,218,721	18,705,111	-	-
Unassigned (deficit)	(208,808)	(507,025)	-	-
Reserved	-	-	34,640,246	2,868,561
Unreserved (deficit), reported in:				
Special revenue funds	-	-	(625,521)	(235,385)
Debt service fund fund	-	-	1,001,212	18,279,097
Capital projects funds	-	-	16,427,935	75,967,037
	<u> </u>	<u> </u>	<u> </u>	<u> </u>
Total all other governmental funds	<u>8,073,006</u>	<u>18,214,884</u>	<u>51,443,872</u>	<u>96,879,310</u>
Total governmental funds	<u>\$ 7,090,374</u>	<u>\$ 14,819,900</u>	<u>\$ 50,559,973</u>	<u>\$ 101,804,360</u>

Source: School District financial records.

<u>2008</u>	<u>2007</u>	<u>2006</u>	<u>2005</u>	<u>2004</u>	<u>2003</u>
\$ -	\$ -	\$ -	\$ -	\$ -	\$ -
-	-	-	-	-	-
2,779,613	2,931,380	2,272,378	2,254,204	1,656,296	2,284,395
7,630,532	6,772,031	2,155,699	(4,393,549)	(7,658,090)	(6,116,523)
<u>10,410,145</u>	<u>9,703,411</u>	<u>4,428,077</u>	<u>(2,139,345)</u>	<u>(6,001,794)</u>	<u>(3,832,128)</u>
\$ -	\$ -	\$ -	\$ -	\$ -	\$ -
-	-	-	-	-	-
-	-	-	-	-	-
580,828	394,453	792,359	583,088	1,636,925	3,738,864
(49,013)	4,686	140,101	(90,766)	555,538	101,911
845,517	682,410	362,596	1,141,004	2,091,935	3,468,252
1,017,917	1,246,502	1,074,253	1,744,368	1,883,993	(913,723)
<u>2,395,249</u>	<u>2,328,051</u>	<u>2,369,309</u>	<u>3,377,694</u>	<u>6,168,391</u>	<u>6,395,304</u>
<u>\$ 12,805,394</u>	<u>\$ 12,031,462</u>	<u>\$ 6,797,386</u>	<u>\$ 1,238,349</u>	<u>\$ 166,597</u>	<u>\$ 2,563,176</u>

**SYLVANIA CITY SCHOOL DISTRICT
LUCAS COUNTY, OHIO**
CHANGES IN FUND BALANCES, GOVERNMENTAL FUNDS
LAST TEN FISCAL YEARS
(MODIFIED ACCRUAL BASIS OF ACCOUNTING)

	<u>2012</u>	<u>2011</u>	<u>2010</u>	<u>2009 (1)</u>	<u>2008</u>
Revenues					
From local sources:					
Property taxes	\$ 59,720,574	\$ 55,292,168	\$ 56,029,767	\$ 55,740,104	\$ 55,899,784
Payment in lieu of taxes	619,100	511,286	-	-	-
Tuition	947,290	953,134	628,608	623,148	666,793
Transportation fees	45,138	39,895	37,357	33,327	48,533
Charges for services	894,810	1,120,849	1,128,880	1,137,131	1,157,940
Earnings on investments	53,988	193,750	566,752	556,054	1,164,331
Extracurricular	806,730	686,944	739,515	693,851	641,550
Classroom materials and fees	460,403	388,681	397,334	407,022	461,484
Rental income	36,751	42,930	25,739	59,104	-
Contract services	94,396	72,282	55,188	68,322	-
Contributions and donations	150,951	75,578	76,625	51,757	-
Other local revenues	322,057	549,655	580,141	524,748	564,136
Intergovernmental - State	25,129,019	26,275,123	26,470,370	26,647,470	24,907,713
Intergovernmental - Federal	4,216,964	5,976,370	4,808,657	3,043,596	3,167,482
Total revenues	<u>93,498,171</u>	<u>92,178,645</u>	<u>91,647,933</u>	<u>89,585,634</u>	<u>88,679,746</u>
Expenditures					
Current:					
Instruction:					
Regular	32,474,747	34,635,264	34,206,575	35,263,158	33,024,189
Special	8,209,854	8,852,749	8,946,696	8,198,587	7,423,240
Vocational	1,548,556	2,131,379	2,200,271	2,297,048	2,286,999
Adult/Continuing	63,024	36,094	52,272	93,991	100,208
Other	1,723,810	1,717,014	1,682,695	1,688,636	1,394,321
Current:					
Pupil	5,485,054	6,732,942	5,790,967	5,934,009	5,464,587
Instructional staff	3,827,134	4,126,904	4,957,257	4,800,929	4,461,586
Board of education	28,371	16,401	26,884	18,684	17,584
Administration	8,431,030	7,680,862	8,736,588	7,534,408	7,340,159
Fiscal	1,833,047	1,632,530	1,729,267	1,600,507	1,598,446
Business	209,414	218,664	190,572	122,173	127,710
Operations and maintenance	8,243,929	8,295,728	18,839,729	9,981,168	8,874,375
Pupil transportation	4,567,005	4,975,182	5,273,090	5,484,889	5,733,457
Central	966,564	1,211,604	1,206,456	1,164,865	1,046,145
Operation of non-instructional services:					
Food service operations	1,648,252	2,006,415	2,068,218	1,864,424	1,845,644
Other non-instructional services	1,163,593	1,263,501	1,089,442	1,364,505	1,137,564
Extracurricular activities	2,063,570	2,196,638	2,256,782	2,192,606	2,095,322
Facilities acquisitions and construction	11,526,387	32,505,915	18,646,795	1,251,259	136,121
Capital outlay	51,023	-	-	90,637	618,564
Debt service:					
Principal retirement	3,144,340	3,182,766	19,953,102	3,207,843	3,696,501
Interest and fiscal charges	4,198,634	4,521,810	5,132,149	1,059,486	1,129,025
Bond issuance costs	165,673	-	-	1,070,065	-
Total expenditures	<u>101,573,011</u>	<u>127,940,362</u>	<u>142,985,807</u>	<u>96,283,877</u>	<u>89,551,747</u>
Excess of revenues over (under) expenditures	(8,074,840)	(35,761,717)	(51,337,874)	(6,698,243)	(872,001)
Other Financing Sources (Uses)					
Transfers in	930	364,690	380,559	363,311	274,136
Transfers (out)	(930)	(364,690)	(380,559)	(363,311)	(274,136)
Premium on notes sold	-	-	-	16,350	-
Sale of capital assets	75,727	45,693	69,193	25,674	14,032
Capital lease transaction	51,023	-	-	90,637	618,564
Premium on bonds sold	935,188	-	-	1,070,085	-
Payment to refunded bond escrow	(9,792,919)	-	-	-	-
Insurance proceeds from loss of assets	-	-	-	-	-
Sale of bonds	9,030,000	-	-	78,999,981	-
Sale of notes	-	-	-	15,500,000	1,000,000
Total other financing sources (uses)	<u>299,019</u>	<u>45,693</u>	<u>69,193</u>	<u>95,702,727</u>	<u>1,632,596</u>
Special Item:					
Proceeds from sale of bus garage	-	-	-	-	-
Increase (decrease) in reserve for inventory	46,295	(24,049)	24,294	(5,518)	13,337
Net change in fund balances	<u>\$ (7,729,526)</u>	<u>\$ (35,740,073)</u>	<u>\$ (51,244,387)</u>	<u>\$ 88,998,966</u>	<u>\$ 773,932</u>
Capital expenditures (included in expenditures above)	11,706,546	31,964,785	28,746,691	2,354,873	1,899,444
Debt service as a % of noncapital expenditures	8.36%	8.03%	21.96%	5.68%	5.51%
Source: School District financial records.					
(1) Rental income, contract services and contributions and donations were broken out of other local revenues beginning in FY09. In FY01 to FY08 these amounts are included in with other local revenues.					

	2007	2006	2005	2004	2003
\$	55,949,939	\$ 55,207,780	\$ 50,306,220	\$ 45,422,049	\$ 41,700,728
	-	-	-	-	-
	718,450	491,378	566,466	589,951	172,663
	33,341	27,269	23,464	36,255	-
	1,257,454	1,332,634	1,282,798	1,396,508	1,445,337
	1,329,325	776,067	290,825	170,510	443,378
	658,055	663,633	648,157	660,170	643,832
	384,784	356,857	318,794	269,809	222,946
	-	-	-	-	-
	-	-	-	-	-
	-	-	-	-	-
	661,234	600,337	563,471	635,577	609,183
	23,393,118	22,623,156	22,602,678	22,736,068	22,377,116
	2,797,267	3,000,940	2,441,572	2,353,799	1,761,550
	<u>87,182,967</u>	<u>85,080,051</u>	<u>79,044,445</u>	<u>74,270,696</u>	<u>69,376,733</u>
	31,567,543	29,575,939	29,055,022	30,590,030	29,355,400
	7,193,103	6,877,085	6,879,201	7,197,379	6,648,192
	2,159,428	2,037,640	1,903,988	2,171,508	2,011,951
	101,083	93,733	1,073,761	87,442	-
	1,203,929	1,250,153	7,454	681,346	179,768
	4,641,746	4,541,534	4,418,449	4,061,397	3,925,375
	4,011,923	3,811,317	3,894,986	4,347,743	4,368,015
	16,216	14,144	12,463	11,233	11,962
	6,628,347	6,683,064	6,208,433	5,022,984	4,977,598
	1,464,110	1,360,942	1,352,831	1,243,442	1,131,884
	211,247	256,634	124,546	287,409	271,592
	8,391,777	8,330,366	8,010,866	9,913,097	8,678,746
	4,828,704	4,639,026	4,083,996	3,787,375	3,528,412
	1,007,605	1,049,167	762,766	1,526,409	1,102,515
	1,926,813	1,922,812	2,002,336	1,914,989	1,833,172
	1,107,786	1,085,475	1,102,983	1,058,434	1,143,200
	1,961,125	1,977,265	1,920,917	1,826,318	4,017,507
	10,653	42,271	657,551	1,947,505	2,940,085
	-	-	-	83,501	-
	3,802,816	4,663,173	5,624,673	2,119,339	1,907,247
	1,214,683	1,332,641	1,382,953	1,374,146	1,528,711
	159,459	-	-	-	-
	<u>83,610,096</u>	<u>81,544,381</u>	<u>80,480,175</u>	<u>81,253,026</u>	<u>79,561,332</u>
	3,572,871	3,535,670	(1,435,730)	(6,982,330)	(10,184,599)
	364,579	263,073	384,818	2,595,385	248,695
	(364,579)	(248,446)	(384,818)	(1,575,407)	(248,695)
	2,370	-	-	-	11,610
	2,000	6,674	-	-	2,852
	-	-	-	83,501	-
	756,790	-	-	-	-
	(9,422,320)	-	-	-	-
	-	-	-	-	-
	8,824,990	-	-	-	-
	1,500,000	1,600,000	2,500,000	3,500,000	-
	<u>1,663,830</u>	<u>1,621,301</u>	<u>2,500,000</u>	<u>4,603,479</u>	<u>14,462</u>
	-	412,374	-	-	-
	(2,625)	(10,308)	7,482	(17,728)	1,235
\$	<u>5,234,076</u>	<u>5,559,037</u>	<u>1,071,752</u>	<u>(2,396,579)</u>	<u>(10,168,902)</u>
	974,563	1,366,330	657,551	2,031,006	2,940,085
	6.26%	7.48%	8.78%	4.41%	4.48%

**SYLVANIA CITY SCHOOL DISTRICT
LUCAS COUNTY, OHIO**

ASSESSED VALUATION AND ESTIMATED ACTUAL VALUE OF TAXABLE PROPERTY
LAST TEN YEARS

Collection Year	Real Property		Tangible Personal Property		Public Utility	
	Assessed Value	Estimated Actual Value	Assessed Value	Estimated Actual Value	Assessed Value	Estimated Actual Value
2012	\$ 1,429,020,350	\$ 4,082,915,286	\$ -	\$ -	\$ 18,166,960	\$ 72,667,840
2011	1,434,631,250	4,098,946,429	-	-	17,370,810	69,483,240
2010	1,440,591,120	4,115,974,629	967,770	19,355,400	16,775,400	67,101,600
2009	1,600,669,850	4,573,342,429	1,985,195	19,851,950	15,167,840	60,671,360
2008	1,600,709,170	4,573,454,771	42,823,600	685,177,600	20,863,390	83,453,560
2007	1,582,101,860	4,520,291,028	57,916,764	463,334,112	20,390,170	81,560,680
2006	1,417,326,410	4,049,504,029	72,685,948	387,658,389	19,593,690	78,374,760
2005	1,375,684,760	3,930,528,000	72,340,373	314,523,361	21,483,670	85,934,680
2004	1,338,151,170	3,823,288,000	72,148,998	300,620,825	21,737,770	86,951,080
2003	1,202,054,210	3,434,440,600	74,089,218	296,356,872	23,003,090	92,012,360

Source: Lucas County Auditor's Office

Total			
Assessed Value	Estimated Actual Value	%	Total Direct Tax Rate
\$ 1,447,187,310	\$ 4,155,583,126	34.83%	\$ 88.00
1,452,002,060	4,168,429,669	34.83%	78.30
1,458,334,290	4,202,431,629	34.70%	77.70
1,617,822,885	4,653,865,739	34.76%	77.69
1,664,396,160	5,342,085,931	31.16%	74.90
1,660,408,794	5,065,185,820	32.78%	74.90
1,509,606,048	4,515,537,178	33.43%	74.90
1,469,508,803	4,330,986,041	33.93%	74.90
1,432,037,938	4,210,859,905	34.01%	70.00
1,299,146,518	3,822,809,832	33.98%	70.10

**SYLVANIA CITY SCHOOL DISTRICT
LUCAS COUNTY, OHIO**

DIRECT AND OVERLAPPING PROPERTY TAX RATES
(RATE PER \$1,000 OF ASSESSED VALUE)
LAST TEN YEARS

Direct Rates

Tax Year/ Collection Year	Voted			Unvoted	Total
	General	Debt Service	Permanent Improvement		
2011/2012	\$ 77.10	\$ 5.60	\$ 0.30	\$ 5.00	\$ 88.00
2010/2011	67.20	5.80	0.30	5.00	78.30
2009/2010	67.20	5.20	0.30	5.00	77.70
2008/2009	67.20	5.19	0.30	5.00	77.69
2007/2008	67.20	2.40	0.30	5.00	74.90
2006/2007	67.20	2.40	0.30	5.00	74.90
2005/2006	67.20	2.40	0.30	5.00	74.90
2004/2005	67.20	2.40	0.30	5.00	74.90
2003/2004	62.30	2.40	0.30	5.00	70.00
2002/2003	62.30	2.50	0.30	5.00	70.10

Overlapping Rates

Tax Year/ Collection Year	Lucas County	City of Toledo	City of Sylvania	Sylvania Township	TARTA (a)	Sylvania Joint Rec. District (b)	Olander Park District (c)	Toledo Public (1)	Total
2011/2012	\$ 16.17	\$ 4.40	\$ 5.10	\$ 20.72	\$ 2.50	\$ 1.65	\$ 0.70	2.00	\$ 53.24
2010/2011	16.17	4.40	3.60	19.97	2.50	1.65	0.70	2.00	50.99
2009/2010	16.17	4.40	3.60	19.97	2.50	1.62	0.70	2.00	50.96
2008/2009	16.17	4.40	5.92	19.97	2.50	1.62	0.70	2.00	53.28
2007/2008	16.88	4.40	5.50	20.22	2.50	1.20	0.70	2.00	53.40
2006/2007	16.00	4.40	6.00	20.22	2.50	1.20	0.70	2.00	53.02
2005/2006	14.85	5.55	6.25	17.92	2.50	1.15	0.70	2.00	50.92
2004/2005	15.80	5.85	6.96	17.72	2.50	1.15	0.70	2.20	52.88
2003/2004	15.80	5.85	6.95	17.72	2.50	1.15	0.70	2.50	53.17
2002/2003	16.60	4.40	6.25	17.72	2.50	1.20	0.70	1.70	51.07

Source: Lucas County Auditor's Office

(a) Toledo Area Regional Transit Authority

(b) Sylvania Area Joint Recreation District.

(c) Olander Park District

**SYLVANIA CITY SCHOOL DISTRICT
LUCAS COUNTY, OHIO**

**PRINCIPAL TAXPAYERS
REAL PROPERTY
DECEMBER 31, 2011 AND DECEMBER 31, 2002**

December 31, 2011			
Taxpayer	Taxable Assessed Value	Rank	Percentage of Total District Real Estate Assessed Value
Toledo Hospital	\$ 13,434,610	1	0.94%
Kingston Care Center	6,570,910	2	0.46%
Niasher Ogdensburg Assoc	5,633,020	3	0.39%
Sylvania Chelsea Place LLC	4,920,690	4	0.34%
Franciscan Properties/Franciscan Sisters	4,383,570	5	0.31%
National Amusements/NAI Entertainment	3,850,020	6	0.27%
Wal-Mart Real Estate	3,763,740	7	0.26%
Regency Hospital of Toledo	3,745,000	8	0.26%
Crestview of Ohio, Inc	3,528,710	9	0.25%
Meijer Properties, Inc	3,519,080	10	0.25%
Total	\$ 53,349,350		\$ 1,429,020,350

December 31, 2002			
Taxpayer	Taxable Assessed Value	Rank	Percentage of Total District Real Estate Assessed Value
Reynolds Road Fitness Center	\$ 6,296,990	1	0.52%
Kingston Residence of Sylvania	5,116,520	2	0.43%
Harvey Tolson/Tolson-Kelly Homes	4,220,240	3	0.35%
National Amusements	4,120,710	4	0.34%
R.G. Dunbar Inc.	4,117,880	5	0.34%
Meijer Properties, Inc.	3,815,000	6	0.32%
Sunset House	3,424,690	7	0.28%
Starlight Plaza Limited	3,402,220	8	0.28%
Schwerkoske Family Practice	2,867,170	9	0.24%
Andersons, Inc.	2,497,040	10	0.21%
Total	\$ 39,878,460		1,202,054,210

Source: Lucas County Auditor's Office

**SYLVANIA CITY SCHOOL DISTRICT
LUCAS COUNTY, OHIO**

**PRINCIPAL TAXPAYERS
TANGIBLE AND PUBLIC UTILITY PERSONAL PROPERTY
DECEMBER 31, 2011 AND DECEMBER 31, 2002**

December 31, 2011			
Taxpayer	Taxable Assessed Value	Rank	Percentage of Total District Tangible and Public Utility Assessed Value
Toledo Edison Co	\$ 12,564,610	1	69.16%
Columbia Gas of Ohio	3,836,470	2	21.12%
Total	\$ 16,401,080		\$ 18,166,960

December 31, 2002			
Taxpayer	Taxable Assessed Value	Rank	Percentage of Total District Tangible and Public Utility Assessed Value
Yark Automotive Group	\$ 5,350,670	1	5.51%
Vin Devers, Inc	3,187,000	2	3.28%
Brown Motor Sales Co., Inc.	2,581,610	3	2.66%
Dave White Chevrolet, Inc	2,130,260	4	2.19%
Meijer Stores Limited Partner	1,962,090	5	2.02%
Kistler Ford, Inc	1,883,620	6	1.94%
Block Communications, Inc	1,835,430	7	1.89%
George P. Ballas Buick	1,700,590	8	1.75%
Hanson Aggregates Midwest, Inc	1,667,600	9	1.72%
Franklin Park Lincoln	1,505,440	10	1.55%
Total	\$ 23,804,310		97,092,308

Source: Lucas County Auditor's Office

THIS PAGE IS INTENTIONALLY LEFT BLANK

**SYLVANIA CITY SCHOOL DISTRICT
LUCAS COUNTY, OHIO**

PROPERTY TAX LEVIES AND COLLECTIONS (1)
LAST TEN FISCAL YEARS

Tax Year/ Collection Year	Current Levy (1)	Delinquent Levy (2)	Total Levy	Current Collection (1)	Percent of Current Levy Collected
2011/2012	\$ 71,080,864	\$ 3,942,499	\$ 75,023,363	\$ 68,179,989	95.92%
2010/2011	64,241,502	3,504,056	67,745,558	61,446,180	95.65%
2009/2010	63,289,576	2,703,343	65,992,919	59,719,127	94.36%
2008/2009	64,717,610	2,392,811	67,110,421	61,476,985	94.99%
2007/2008	59,939,015	1,264,851	61,203,866	57,360,129	95.70%
2006/2007	56,581,242	2,186,500	58,767,742	54,731,409	96.73%
2005/2006	53,898,047	2,222,368	56,120,415	53,310,559	98.91%
2004/2005	47,140,000	1,941,114	49,081,114	45,723,493	97.00%
2003/2004	44,158,560	1,839,940	45,998,500	43,986,116	99.61%
2002/2003	42,694,080	1,787,368	44,481,448	41,792,500	97.89%

Source: Lucas County Auditor's Office

(1) Includes state-mandated tax-reduction amounts, which are subsequently reimbursed to the District by the State, and reported as Intergovernmental revenue.

(2) This amount cannot be calculated from other data in this table because of retroactive additions and deletions.

Delinquent Collection	Total Collection	Total Collection As a Percent of Total Levy
\$ 2,593,370	\$ 70,773,359	94.34%
1,971,812	63,417,992	93.61%
2,319,387	62,038,514	94.01%
1,807,807	63,284,792	94.30%
1,373,989	58,734,118	95.96%
1,639,848	56,371,257	95.92%
1,316,508	54,627,067	97.34%
1,275,507	46,999,000	95.76%
1,249,279	45,235,395	98.34%
1,905,500	43,698,000	98.24%

**SYLVANIA CITY SCHOOL DISTRICT
LUCAS COUNTY, OHIO**

**RATIOS OF OUTSTANDING DEBT BY TYPE
LAST TEN FISCAL YEARS**

Fiscal Year	Governmental Activities			(a) Total Primary Government	(b) Per Capita	(b) Percentage of Personal Income	(b) Per ADM
	General Obligation Bonds	General Obligation Notes	Capital Leases				
2012	\$ 97,012,604	\$ -	\$ 48,995	\$ 97,061,599	\$ 1,541	2.05%	\$13,113
2011	99,668,633	-	162,312	99,830,945	1,585	2.17%	13,653
2010	101,999,749	-	310,078	102,309,827	1,624	2.09%	14,098
2009	105,641,781	15,500,000	454,219	121,596,000	1,930	2.32%	16,239
2008	28,137,173	1,000,000	508,890	29,646,063	471	0.60%	3,854
2007	29,672,793	1,500,000	76,196	31,248,989	496	0.65%	4,010
2006	31,295,202	1,600,000	144,719	33,039,921	681	0.96%	4,357
2005	32,897,812	2,500,000	207,175	35,604,987	734	1.07%	4,502
2004	34,453,560	3,505,930	264,125	38,223,615	788	1.16%	4,776
2003	36,016,433	17,792	264,931	36,299,156	748	1.04%	4,811

Sources:

(a) See notes to the financial statements regarding the District's outstanding debt information.

(b) See schedule " Demographic and Economic Statistic, Last Ten Years" for personal income, population and enrollment information.

**SYLVANIA CITY SCHOOL DISTRICT
LUCAS COUNTY, OHIO**

**RATIOS OF GENERAL BONDED DEBT OUTSTANDING
LAST TEN FISCAL YEARS**

Fiscal Year	General Bonded Debt Outstanding		Percentage of Actual Taxable Value of Property	Per Capita
	(a) General Obligation Bonds	Total		
2012	\$ 97,012,604	\$ 97,012,604	2.33%	\$ 1,540
2011	99,668,633	99,668,633	2.39%	1,582
2010	101,999,749	101,999,749	2.43%	1,619
2009	105,641,781	105,641,781	2.27%	1,677
2008	28,137,173	28,137,173	0.53%	447
2007	29,672,793	29,672,793	0.59%	471
2006	31,295,202	31,295,202	0.69%	645
2005	32,897,812	32,897,812	0.76%	678
2004	34,453,560	34,453,560	0.82%	710
2003	36,016,433	36,016,433	0.94%	742

(a) Details regarding the District's outstanding debt can be found in the notes to the financial statements.

**SYLVANIA CITY SCHOOL DISTRICT
LUCAS COUNTY, OHIO**

DIRECT AND OVERLAPPING GOVERNMENTAL ACTIVITIES DEBT
AS OF JUNE 30, 2012

<u>Governmental Unit</u>	<u>Debt Outstanding</u>	<u>Estimated Percentage Applicable</u>	<u>Estimated Share of Overlapping Debt</u>
Direct debt:			
Sylvania City School District (1)	\$ 97,012,604	100.00%	\$ 97,012,604
Total direct debt	<u>97,012,604</u>		<u>97,012,604</u>
Overlapping debt:			
Lucas County	18,958,977	18.24%	3,458,117
City of Sylvania	23,120,000	100.00%	23,120,000
Sylvania Area Joint Recreation District	10,829,989	100.00%	10,829,989
Sylvania Township	8,180,000	99.61%	8,148,098
City of Toledo	124,933,796	3.01%	3,760,507
Total overlapping debt	<u>186,022,762</u>		<u>49,316,712</u>
Total direct and overlapping debt	<u>\$ 283,035,366</u>		<u>\$ 146,329,316</u>

Source: Ohio Municipal Advisory Council

Note: Percent applicable to Sylvania City School District calculated using assessed valuation of the District area value contained within the noted governmental unit divided by assessed valuation of the governmental unit.

(1) Includes general obligation bonds outstanding at fiscal year end.

**SYLVANIA CITY SCHOOL DISTRICT
LUCAS COUNTY, OHIO**

LEGAL DEBT MARGIN INFORMATION
LAST TEN FISCAL YEARS

Fiscal Year	Voted Debt Limit	Total Debt Applicable to Limit (a)	Debt Service Available Balance	Net Debt Applicable to Limit	Voted Legal Debt Margin	Total Net Debt Applicable to Limit as a Percentage of Debt Limit
2012	\$ 130,246,858	\$ 93,616,589	\$ 2,611,096	\$ 91,005,493	\$ 39,241,365	69.87%
2011	130,680,185	96,749,720	1,587,159	95,162,561	35,517,624	72.82%
2010	131,162,987	99,197,454	1,310,824	97,886,630	33,276,357	74.63%
2009	145,422,617	102,882,912	18,527,665	84,355,247	61,067,370	58.01%
2008	145,412,726	25,334,347	935,976	24,398,371	121,014,355	16.78%
2007	143,693,113	26,813,706	794,110	26,019,596	117,673,517	18.11%
2006	135,864,544	31,295,202	463,372	30,831,830	105,032,714	22.69%
2005	132,255,792	32,897,812	1,209,292	31,688,520	100,567,272	23.96%
2004	128,883,414	34,453,560	2,124,880	32,328,680	96,554,734	25.08%
2003	116,923,187	36,016,433	3,488,965	32,527,468	84,395,719	27.82%

Source: Lucas County Auditor and District financial records

Note: Ohio Bond Law sets a limit of 9% for voted debt and 1/10 of 1% for unvoted debt.

(a) Excludes accreted interest on capital appreciation bonds

**SYLVANIA CITY SCHOOL DISTRICT
LUCAS COUNTY, OHIO**

DEMOGRAPHIC AND ECONOMIC STATISTICS
LAST TEN FISCAL YEARS

<u>Fiscal Year</u>	<u>Population (1)</u>	<u>Per Capita Personal Income (2)</u>	<u>Total Personal Income (4)</u>	<u>School Enrollment (3)</u>	<u>Unemployment Rates</u>		
					<u>Lucas County</u>	<u>Ohio</u>	<u>United States</u>
2012	63,000	\$ 74,999	\$ 4,724,937,000	7,402	8.3%	7.2%	8.2%
2011	63,000	73,113	4,606,119,000	7,312	10.0%	9.1%	9.1%
2010	63,000	77,766	4,899,258,000	7,257	12.0%	10.5%	9.5%
2009	63,000	83,295	5,247,585,000	7,488	8.3%	10.8%	10.2%
2008	63,000	78,623	4,953,249,000	7,692	8.1%	7.2%	6.5%
2007	63,000	76,367	4,811,121,000	7,793	6.3%	5.9%	4.7%
2006	48,523	71,079	3,448,966,317	7,583	5.4%	5.1%	4.4%
2005	48,523	68,646	3,330,909,858	7,908	6.9%	5.9%	5.0%
2004	48,523	67,685	3,284,279,255	8,004	7.4%	5.7%	5.1%
2003	48,523	71,625	3,475,459,875	7,545	7.5%	5.5%	5.7%

(1) Years 2003-2006 from U.S. Census Bureau, 2000
Years 2007-2012 from the District's Communications Department.

(2) Ohio Department of Taxation (per household).

(3) District records.

(4) Equals "Population" times "Per Capita Personal Income".

**SYLVANIA CITY SCHOOL DISTRICT
LUCAS COUNTY, OHIO**

**STAFFING STATISTICS
FULL TIME EQUIVALENTS (FTE) BY TYPE
LAST NINE FISCAL YEARS**

Type	2012	2011	2010	2009	2008	2007	2006	2005	2004
Professional Staff:									
Teaching Staff:									
Elementary	133.50	173.70	152.40	133.50	131.00	134.00	128.50	120.50	134.50
Junior HS	83.33	120.17	121.17	83.33	84.81	83.66	84.33	84.33	99.33
High School	116.67	168.79	174.63	116.67	120.79	121.62	117.46	112.67	125.84
Tutors (1)	14.00	-	-	14.00	2.00	3.00	2.00	9.50	3.00
Special Education Teaching (1)	71.00	-	-	71.00	94.84	85.57	84.00	77.50	89.50
Vocational Ed Teaching (1)	27.00	-	-	27.00	31.03	27.19	25.40	25.50	30.50
Others	32.46	53.52	56.33	32.46	35.22	29.41	29.76	35.46	26.59
Administration:									
District	40.00	52.16	54.16	40.00	42.50	45.10	42.00	44.00	43.00
Auxiliary Positions:									
Counselors	20.00	21.78	21.70	20.00	20.88	19.88	22.04	19.00	19.00
Speech	6.00	7.50	7.50	6.00	6.34	6.34	4.50	5.00	5.80
Occupational	1.00	3.00	3.00	1.00	-	-	-	3.00	-
Psychologist	5.00	6.60	6.60	5.00	6.60	6.60	5.44	5.00	5.00
Librarian/Media	13.90	14.28	14.28	13.90	14.90	14.90	13.90	14.90	15.90
Other	15.00	23.11	24.11	15.00	23.61	15.11	13.61	16.87	15.00
Support Staff:									
Secretarial/clerical	50.70	78.14	67.30	50.70	56.08	53.45	50.88	58.95	51.79
Aides	6.49	81.35	72.88	6.49	60.19	56.51	52.80	47.08	7.52
Hall monitor/Security	15.20	19.06	16.96	15.20	15.73	13.99	13.44	10.07	14.88
Cafeteria	30.36	31.43	31.38	30.35	30.78	31.06	32.51	32.60	30.19
Custodial	47.00	58.00	57.00	47.00	49.00	49.66	49.50	53.50	56.50
Maintenance	8.00	10.00	10.00	8.00	9.00	8.00	8.00	8.00	8.00
Bus Driver	49.65	48.59	51.94	49.65	53.63	53.46	51.08	50.46	49.01
Mechanics	5.50	6.50	6.50	5.50	5.50	5.50	5.50	6.50	5.50
Other	47.25	11.33	12.33	47.25	10.70	10.70	9.76	8.13	46.05
Extracurricular	68.65	-	91.97	68.65	83.49	70.36	66.79	63.68	76.65
Total	907.66	989.01	1,054.14	907.65	988.62	945.07	913.20	912.20	959.05

Source: School District records

(1) Information for 2011 and 2010 is not available to be broken out. The numbers for these positions and included in other teaching staff numbers.

Note: Information prior to 2004 not available.

**SYLVANIA CITY SCHOOL DISTRICT
LUCAS COUNTY, OHIO**

**OPERATING INDICATORS BY FUNCTION
LAST TEN FISCAL YEARS**

Function	2012	2011	2010	2009	2008	2007	2006	2005	2004	2003
Instruction:										
Regular and Special										
Enrollment (students)	7,402	7,312	7,257	7,488	7,692	7,793	7,583	7,908	8,004	7,545
Graduates	N/A	N/A	641	623	574	601	593	638	614	607
Support services:										
Board of education										
Regular meetings per year	12	12	12	12	12	12	12	12	12	N/A
Work sessions	10	13	13	12	13	12	11	10	11	N/A
Special meetings per year	7	11	14	10	2	3	7	7	10	N/A
Administration										
Student attendance rate	N/A	95.0%	95.0%	95.4%	96.0%	95.7%	96.0%	95.9%	95.9%	96.0%
Fiscal										
Nonpayroll checks issued	5,647	5,781	7,058	6,530	7,134	7,008	7,148	6,687	6,654	8,222
Pupil transportation										
Avg. students transported daily	4,580	4,558	4,723	5,412	5,494	8,739	9,030	9,134	9,476	N/A
Food service operations										
Meals served to students	422,412	419,762	393,586	362,766	225,162	223,470	199,077	193,959	226,196	276,873
Number of lunches served at free or reduced cost	176,256	176,207	146,498	123,056	92,017	85,643	91,143	85,363	72,221	86,354

Source: District records

N/A - Information is not available.

THIS PAGE IS INTENTIONALLY LEFT BLANK

**SYLVANIA CITY SCHOOL DISTRICT
LUCAS COUNTY, OHIO**

**CAPITAL ASSET STATISTICS
LAST NINE FISCAL YEARS**

	<u>2012</u>	<u>2011</u>	<u>2010</u>	<u>2009</u>	<u>2008</u>	<u>2007</u>
Land	\$ 2,421,246	\$ 2,421,246	\$ 2,040,544	\$ 2,040,544	\$ 2,040,544	\$ 2,040,544
Construction in progress	12,664,855	29,225,947	28,268,341	1,407,820	-	-
Land improvements	3,633,189	3,936,624	4,240,059	4,429,478	4,732,353	4,842,473
Buildings and improvements	86,360,692	61,148,430	33,715,339	34,868,610	36,101,656	37,421,779
Furniture, fixtures and equipment	382,016	588,709	816,562	679,817	914,717	646,106
Vehicles	1,317,639	1,636,739	1,878,392	1,954,470	1,674,550	1,017,582
 Total Governmental Activities Capital Assets, net	 <u>\$ 106,779,637</u>	 <u>\$ 98,957,695</u>	 <u>\$ 70,959,237</u>	 <u>\$ 45,380,739</u>	 <u>\$ 45,463,820</u>	 <u>\$ 45,968,484</u>

Source: School District financial records.

Note: Amounts above are presented net of accumulated depreciation.

<u>2006</u>	<u>2005</u>	<u>2004</u>
\$ 2,040,544	\$ 2,040,544	\$ 2,040,544
-	117,800	1,056,248
5,127,504	5,596,953	5,705,176
38,540,496	39,239,405	38,132,378
837,683	953,048	960,611
<u>691,371</u>	<u>333,658</u>	<u>406,924</u>
<u>\$ 47,237,598</u>	<u>\$ 48,281,408</u>	<u>\$ 48,301,881</u>

**SYLVANIA CITY SCHOOL DISTRICT
LUCAS COUNTY, OHIO**

**SCHOOL BUILDING INFORMATION
LAST TEN FISCAL YEARS**

	<u>2012</u>	<u>2011</u>	<u>2010</u>	<u>2009</u>	<u>2008</u>	<u>2007</u>	<u>2006</u>
Central Elementary (1929)							
Square feet	53,932	53,932	48,725	48,725	48,725	48,725	48,725
Capacity (students)	575	575	575	575	575	575	575
Enrollment	574	542	510	532	571	563	563
Highland Elementary (1965)							
Square feet	75,210	75,210	56,294	56,294	56,294	53,349	53,349
Capacity (students)	625	625	773	773	773	625	625
Enrollment	630	642	607	646	724	609	581
Hill View Elementary (1929)							
Square feet	54,783	54,783	46,994	46,994	46,994	46,994	46,994
Capacity (students)	500	500	500	500	500	500	500
Enrollment	412	415	349	377	394	393	417
Maplewood Elementary (1929)							
Square feet	64,230	64,230	44,328	44,328	44,328	44,328	44,328
Capacity (students)	550	550	450	450	450	450	450
Enrollment	384	362	327	371	380	374	385
Stranahan Elementary (1955)							
Square feet	67,282	67,282	50,169	50,169	50,169	50,169	50,169
Capacity (students)	650	650	650	650	650	650	650
Enrollment	462	473	411	458	405	545	426
Sylvan Elementary (1963)							
Square feet	47,469	47,469	39,160	39,160	39,160	39,160	39,160
Capacity (students)	475	475	475	475	475	475	475
Enrollment	337	334	318	344	334	347	356
Whiteford Elementary (1967)							
Square feet	50,624	50,624	47,272	47,272	47,272	47,272	47,272
Capacity (students)	525	525	525	525	525	525	525
Enrollment	407	382	366	378	404	413	400
Arbor Hills Jr. High School (1970)							
Square feet	80,995	80,995	80,635	80,635	80,635	80,635	80,635
Capacity (students)	700	700	700	700	700	700	700
Enrollment	542	554	568	576	580	623	639
McCord Jr. High School (1963)							
Square feet	76,534	76,534	76,363	76,363	76,363	76,363	76,363
Capacity (students)	800	800	800	800	800	800	800
Enrollment	642	608	634	601	636	645	645
Timberstone Jr. High School (1998)							
Square feet	105,105	105,105	103,100	103,100	103,100	103,100	103,100
Capacity (students)	700	700	700	700	700	700	700
Enrollment	553	549	584	578	592	574	591
Northview High School (1960)							
Square feet	213,730	213,730	201,592	201,592	201,592	201,592	201,592
Capacity (students)	1,340	1,340	1,300	1,300	1,300	1,300	1,300
Enrollment	1,215	1,213	1,292	1,325	1,340	1,386	1,345
Southview High School (1976)							
Square feet	209,478	209,478	209,700	209,700	209,700	209,700	209,700
Capacity (students)	1,340	1,340	1,400	1,400	1,400	1,400	1,400
Enrollment	1,244	1,213	1,291	1,302	1,332	1,321	1,235
Administrative Building (1929)							
Square feet	22,180	22,180	21,854	90,600	90,600	90,600	90,600
Support Services Facility (2004)							
Square feet	33,741	33,741	27,994	27,994	27,994	27,994	27,994
Total square feet	1,155,293	1,155,293	1,054,180	1,122,926	1,122,926	1,119,981	1,119,981
Total capacity (students)	8,780	8,780	8,848	8,848	8,848	8,700	8,700
Total enrollment	7,402	7,287	7,257	7,488	7,692	7,793	7,583

Source: District records

2005	2004	2003
48,725	48,725	48,725
575	575	575
560	538	480
53,349	53,349	53,349
625	625	625
615	678	590
46,994	46,994	46,994
500	500	500
420	384	339
44,328	44,328	44,328
450	450	450
380	462	404
50,169	50,169	50,169
650	650	650
437	455	409
39,160	39,160	39,160
475	475	475
370	382	375
47,272	47,272	47,272
525	525	525
413	423	403
80,635	80,635	80,635
700	700	700
694	690	653
76,363	76,363	76,363
800	800	800
685	713	657
103,100	103,100	103,100
700	700	700
649	668	640
201,592	201,592	201,592
1,300	1,300	1,300
1,374	1,341	1,358
209,700	209,700	209,700
1,400	1,400	1,400
1,311	1,270	1,237
90,600	90,600	90,600
27,994	27,994	-
1,119,981	1,119,981	1,091,987
8,700	8,700	8,700
7,908	8,004	7,545

**SYLVANIA CITY SCHOOL DISTRICT
LUCAS COUNTY, OHIO**

OPERATING STATISTICS
LAST TEN FISCAL YEARS

Fiscal Year	General Government		Governmental Activities		Enrollment	Percent Change
	Expenditures (1)	Cost per pupil	Expenses (1)	Cost per pupil		
2012	\$ 94,064,364	\$ 12,708	\$ 85,394,621	\$ 11,537	7,402	1.23%
2011	127,940,362	17,497	98,320,675	13,446	7,312	0.76%
2010	142,985,807	19,703	97,820,220	13,479	7,257	-3.08%
2009	90,946,483	12,146	91,222,794	12,183	7,488	-2.65%
2008	84,726,671	11,015	85,461,459	11,110	7,692	-1.30%
2007	78,433,138	10,065	79,496,051	10,201	7,793	2.77%
2006	75,548,567	9,963	77,213,837	10,182	7,583	-4.11%
2005	72,813,930	9,208	72,875,685	9,215	7,908	-1.20%
2004	77,759,541	9,715	75,854,213	9,477	8,004	6.08%
2003	75,957,774	10,067	71,654,984	9,497	7,545	-0.32%

Source: District records

(1) Debt Service totals have been excluded.

(2) Classroom teachers only.

Teaching Staff (2)	Pupil/Teacher Ratio	Student Attendance Percentage
446	16.60	N/A
493	14.83	95.0%
487	14.90	95.0%
491	15.26	95.4%
477	16.13	96.0%
471	16.56	95.7%
455	16.67	96.0%
448	17.65	95.9%
497	16.10	95.9%
507	14.88	96.0%

**SYLVANIA CITY SCHOOL DISTRICT
LUCAS COUNTY, OHIO**

**TEACHER STATISTICS
JUNE 30, 2012**

<u>Degree</u>	<u>Number of Teachers</u>	<u>Percentage of Total</u>	<u>Pay Range</u>
Bachelor's Degree	161	25.64%	\$36,830 - \$74,765
Master's Degree	453	72.13%	\$40,145 - \$82,241
Educational Specialist	8	1.27%	\$44,196 - \$84,709
Ph.D.	<u>6</u>	<u>0.96%</u>	\$42,502 - \$83,015
	<u><u>628</u></u>	<u><u>100.00%</u></u>	

<u>Years of Experience</u>	<u>Number of Teachers</u>	<u>Percentage of Total</u>
0 - 5	201	32.01%
6 - 10	74	11.78%
11 and over	<u>353</u>	<u>56.21%</u>
	<u><u>628</u></u>	<u><u>100.00%</u></u>

Source: School District Personnel Records

(1) The salary schedule contained in the current teachers' union collective bargaining agreement does not recognize degrees less than a bachelor's.

Sylvania Schools, Treasurer's Office
4747 N. Holland Sylvania Road
Sylvania, Ohio 43560